



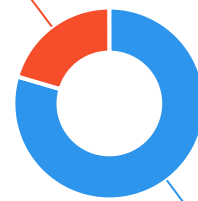
44*
reports

The Ageing & Disability Commission (ADC) received 44 reports related to allegations or concerns of abuse, neglect or exploitation of an older person or adult with disability from the **Sutherland Shire** in 2020*.

79%

of reports received in this LGA related to an older person.*

9 reports



35 reports

● Older person ● Adult with disability

Of reports relating to **adults with disability***

44%

were female



Of reports relating to **older people***

51%

were female



77%

of reports about **adults with disability** were made by a **paid worker^**



51%

of reports came from the **adult child** of the older person

17%

of reports about **older people** came from a **paid worker^**

14%

from the individual experiencing abuse



0

reports came from adults who identified as **Aboriginal** or **Torres Strait Islander~**



9

reports involved an adult who spoke a language other than English at home with **Portuguese*** the most common language reported

今日は!

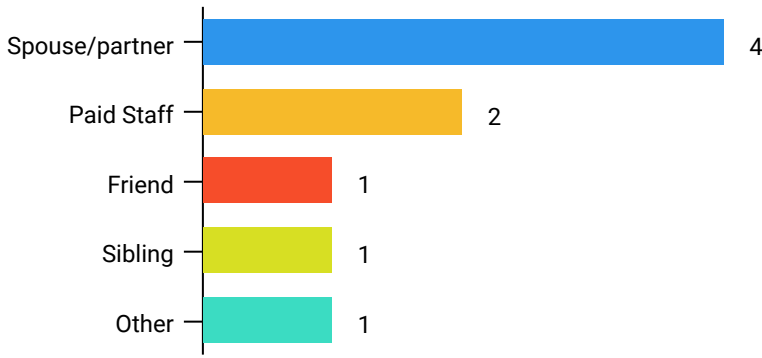


* Information taken from the Ageing & Disability Commission data collected between 1 January - 31 December 2020 where the location of the adult identified in the report was known.

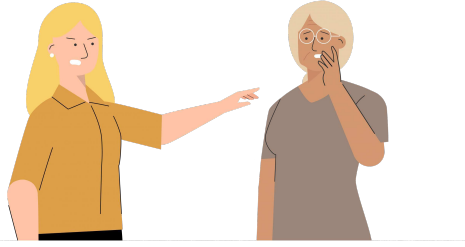
^A paid worker is defined as a formal paid support, for example an NDIS support worker or CHSP support worker.

~ Adults who identify as Aboriginal or Torres Strait Islander and who are 50 years of age and over.

Reports about adults with disability **most commonly involved spouses/partners*** as the subject of allegation.

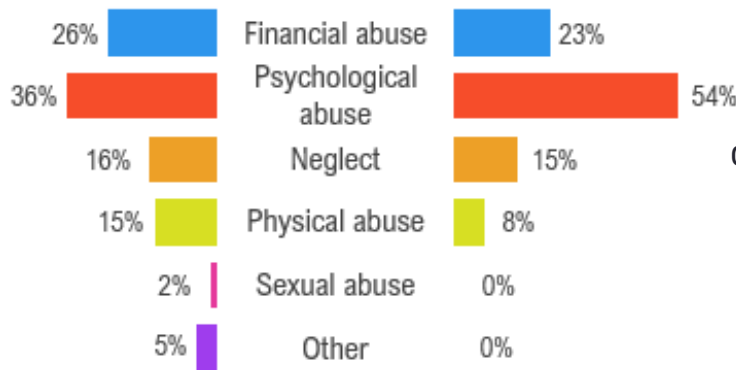


68% of reports about older people involved family members, **mainly adult children** followed by the adults spouse or partner,* as the subject of allegation.



Older persons

The most commonly reported types of abuse towards older people were **verbal abuse, restricting access to family/others** and **financial exploitation**.



The most commonly reported types of abuse towards adults with disability were **restricting access to family and support services** and **failure to meet support needs**.

What else do we know about the Sutherland Shire community?

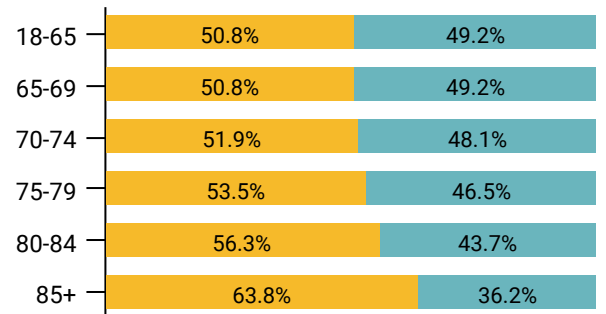
16%

of the population are over the age of 65₁



There are more women than men over the age of 85₁

● Female ● Male



77% of all households are

family households **21%** are single person households and **2%** are group households₂

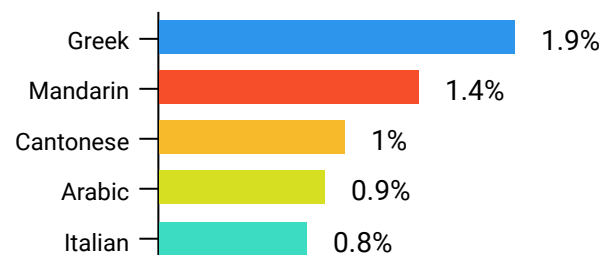


16.6%

of households speak a language other than English₂



The most common language spoken at home is **Greek**₂



¹ The ADC classifies abuse into 5 broad categories, with a list of signs to indicate the type of alleged abuse reported.

¹ 2016 Population data by LGA data

² 2016 Census QuickStats, where group household refers to unrelated flatmate or co-tenancy arrangements