

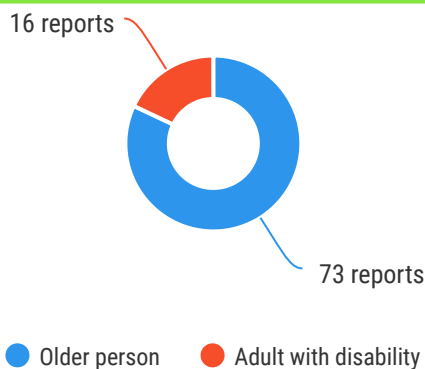


89*
reports

The Ageing & Disability Commission (ADC) received 89 reports related to allegations or concerns of abuse, neglect or exploitation of an older person or adult with disability in **Blacktown** in 2020*.

82%

of reports received in this LGA related to an older person.*



Of reports relating to **adults with disability***

56%

were female



Of reports relating to **older people***

74%

were female




69% of reports about **adults with disability** were made by a **paid worker**[^]



34% of reports about **older people** came from a **paid worker**[^]

27% of reports came from the **child** of the older person

16% from the adult experiencing abuse themselves



0

reports came from adults who identified as **Aboriginal** or **Torres Strait Islander**~



20

reports involved an adult who spoke a language other than English at home with **Portuguese, Greek and Russian*** the most common languages reported

今日は!

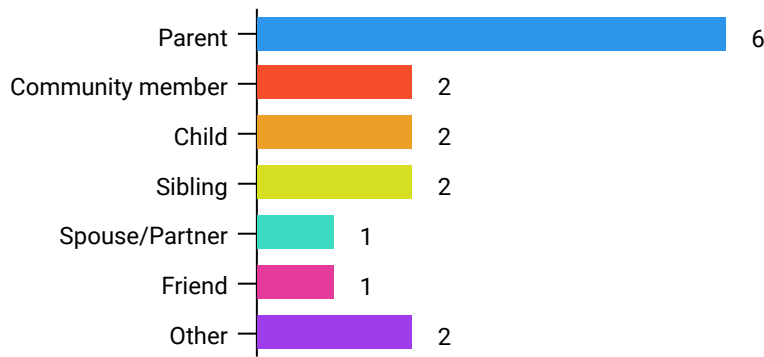


* Information taken from the Ageing & Disability Commission data collected between 1 January - 31 December 2020 where the location of the adult identified in the report was known.

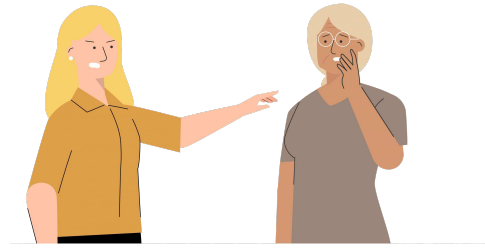
[^]A paid worker is defined as a formal paid support, for example an NDIS support worker or CHSP support worker.

~ Adults who identify as Aboriginal or Torres Strait Islander and who are 50 years of age and over.

Reports about adults with disability **most commonly involved the parent*** as the subject of allegation.

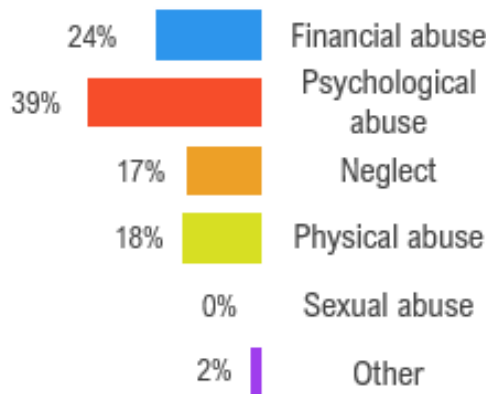


82% of reports about older people involved family members, **mainly adult children** followed by the adults spouse or partner* as the subject of allegation.



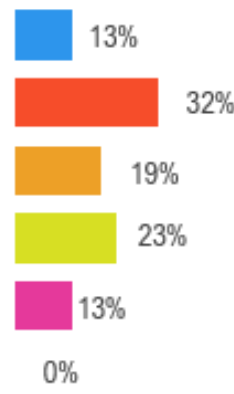
Older persons

The most commonly reported types of abuse towards older people were **verbal abuse**, **failure to meet support needs** and **financial exploitation.***



Adults with disability

The most commonly reported types of abuse towards adults with disability were **verbal abuse**, **kicking/punching** and **failure to meet support needs.***



What else do we know about the Blacktown community?

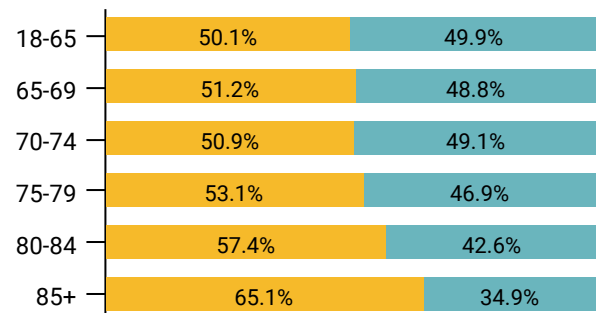
10.1%

of the population are over the age of 65¹



There are more women than men over the age of 85¹

● Female ● Male



74% of all households are

family households **24.1%** are single person households and **2.4%** are group households²

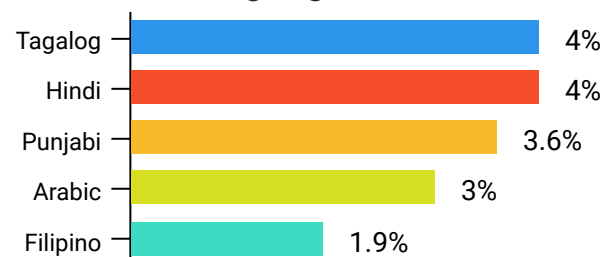


45.9%

of households speak a language other than English²



The most common languages spoken at home are **Tagalog** and **Hindi**²



* The ADC classifies abuse into 5 broad categories, with a list of signs to indicate the type of alleged abuse reported.

¹ 2016 Population data by LGA data

² 2016 Census QuickStats, where group household refers to unrelated flatmate or co-tenancy arrangements