

Western Sydney

Blacktown, Cumberland & Parramatta

734*
reports

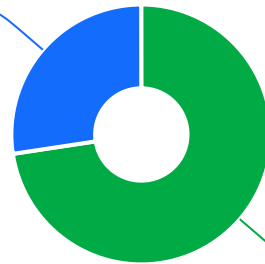


The Ageing & Disability Commission (ADC) received **734** reports of alleged abuse, neglect and exploitation of an older person or adult with disability across Western Sydney in 2020-2022*.

73%

of reports received in this region related to an older person*

201 reports



533 reports

● Older person ● Adult with disability

Of reports related to adults with disability*

54%

were female




Of reports related to older people*

69%

were female




65% of reports about adults with disability were made by a paid worker[^]



31% of reports about older people came from a paid worker[^]

23% of reports came from the adult child of the older person

20% of reports came from the older person experiencing abuse



23

reports were about an adult who identified as **Aboriginal** or **Torres Strait Islander**~



119

reports involved an adult who spoke a language other than English at home, with **Greek*** the most commonly reported language

今日は!

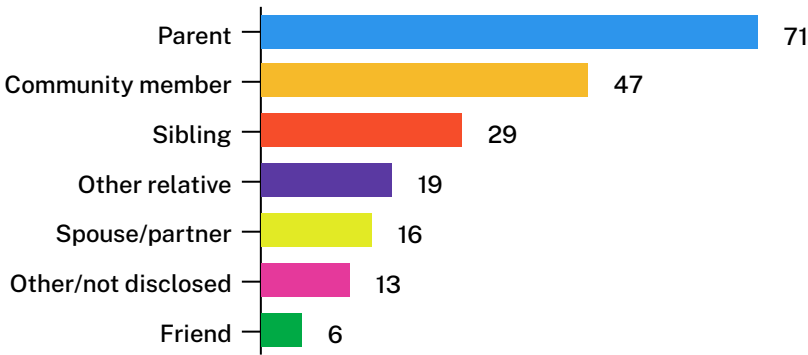


* Information taken from the Ageing & Disability Commission data on reports received between 1 January 2020 - 31 December 2022 where the location of the adult identified in the report was known.


[^]A paid worker is defined as a formal paid support worker, for example an NDIS support worker or CHSP provider.

~ People who identify as Aboriginal or Torres Strait Islander and who are over 18 with disability, or an older person 50+

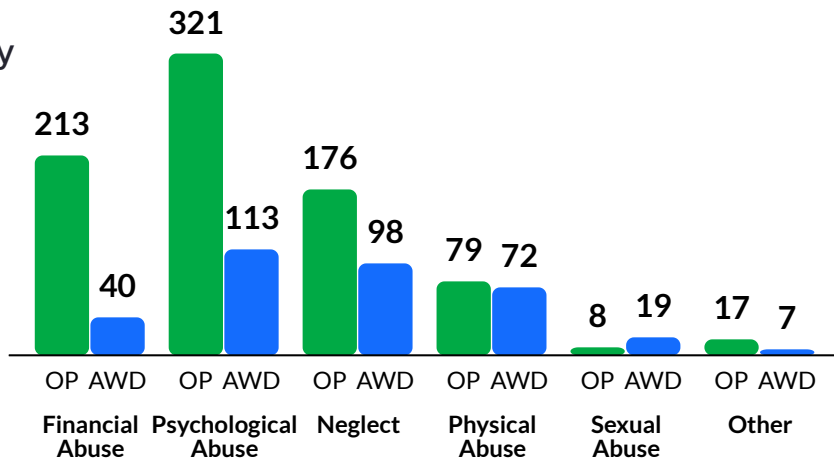
Reports about the abuse of adults with disability most commonly involved a parent* as the subject of allegation



61% of reports about older people involved family members, mainly adult children*, as the subject of allegation



The most commonly reported types of abuse towards older people (OP) were verbal abuse, failure to meet support needs and financial exploitation*¹



The most commonly reported types of abuse towards adults with disability (AWD) were failure to meet support needs, verbal abuse and restricting access to supports or services*²

What else do we know about the Western Sydney region?

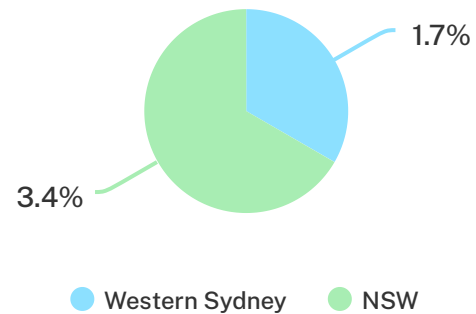
12%

of the population are over the age of 65.



1.7%

of the population identified as Aboriginal or Torres Strait Islander (ATSI)¹



75%

all households are family households 21% are single person households and 5% are group households²

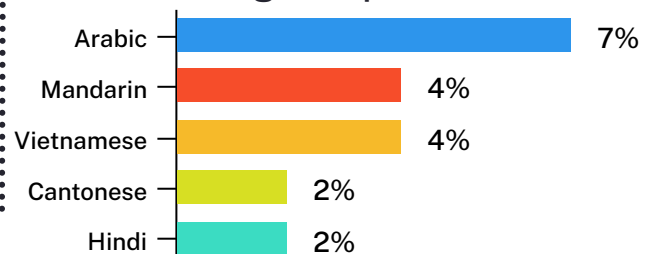


46%

of households speak a language other than English³



Arabic, Mandarin and Vietnamese are some of the common languages other than English spoken at home³



¹ The ADC classifies abuse into 5 broad categories, with a list of signs to indicate the type of alleged abuse reported.

² 2021 Census data by LGA (QuickStats)

³ Percentages are means based off 2021 Census QuickStats for Western Sydney, where group household refers to unrelated flatmate or co-tenancy arrangements

³ 2021 Western Sydney University Census analysis