

Waverley

56*
reports

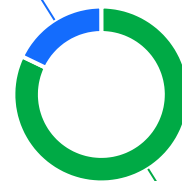


The Ageing & Disability Commission (ADC) received **56** reports of alleged abuse, neglect or exploitation of an older person or adult with disability from **Waverley** in 2020-2022*.

82%

of reports received in this LGA related to an older person*

10 reports



46 reports

● Older person ● Adult with disability

Of reports relating to adults with disability*

70%

were female



Of reports relating to older people*

57%

were female



50%

of reports about **adults with disability** were made by the **person experiencing abuse**^



22%

of reports about **older people** came from a **paid worker**^

20%

of reports came from the **adult child** of the older person

20%

of reports about older people came from a **sibling**



0

reports were about an adult who identified as **Aboriginal or Torres Strait Islander**~



2

reports involved an adult who spoke a language other than English at home with **Portuguese and Hungarian*** the most common languages reported

今日は!

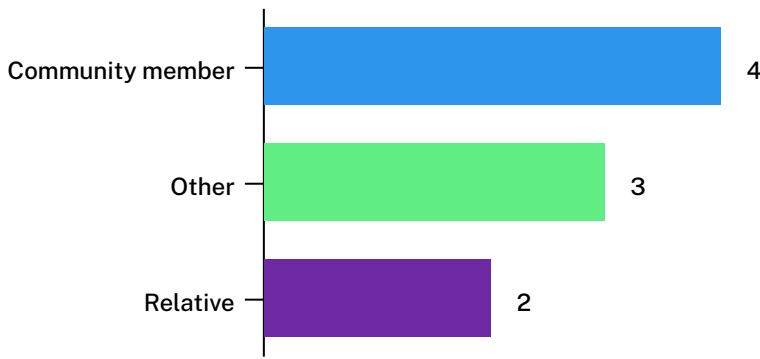


* Information taken from the Ageing & Disability Commission data on reports received between 1 January 2020 - 31 December 2022 where the location of the adult identified in the report was known.


^A paid worker is defined as a formal paid support worker, for example an NDIS support worker or CHSP provider.

~ People who identify as Aboriginal or Torres Strait Islander and who are over 18 with disability, or an older person 50+

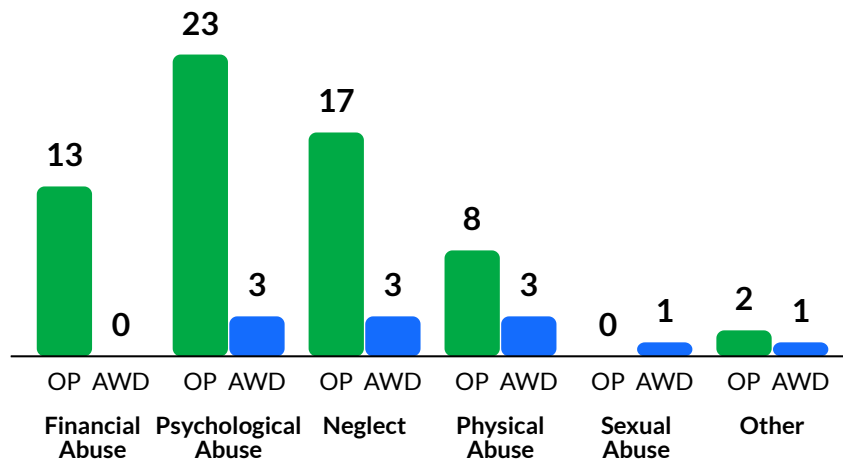
Reports about adults with disability most commonly involved a community member* as the subject of allegation



46% of reports about older people involved family members, mainly adult children followed by a spouse or partner,* as the subject of allegation



The most commonly reported types of abuse towards older people (OP) were verbal abuse, financial exploitation and failure to meet support needs*



The most commonly reported types of abuse towards adults with disability (AWD) were verbal abuse, kicking/punching and neglect of clothing and food*

What else do we know about the Waverley community?

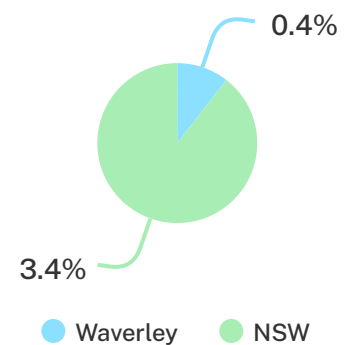
13%

of the population are over the age of 65.



0.4%

of the population identified as Aboriginal or Torres Strait Islander (ATSI).



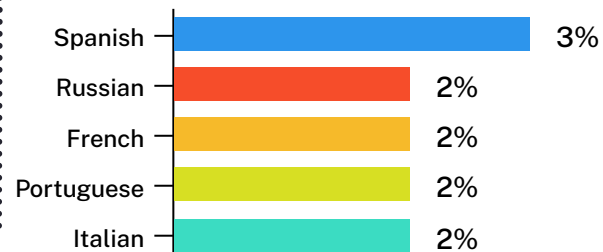
60% of all households are family households
30% are single person households and
10% are group households²



27% of households speak a language other than English²



Spanish is the most common language other than English spoken at home²



* The ADC classifies abuse into 5 broad categories, with a list of signs to indicate the type of alleged abuse reported.
1 2021 Census data by LGA (QuickStats)
2 2021 Census QuickStats, where group household refers to unrelated flatmate or co-tenancy arrangements.