

Wagga Wagga

74*
reports

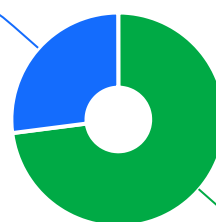


The Ageing & Disability Commission (ADC) received 74 reports of alleged abuse, neglect or exploitation of an older person or adult with disability from Wagga Wagga in 2020-2022*.

73%

of reports received in this LGA related to an older person*

20 reports



54 reports

● Older person ● Adult with disability

Of reports relating to **adults with disability***

45%

were female



Of reports relating to **older people***

80%

were female



85% of reports about **adults with disability** were made by a **paid worker**^



35% of reports about **older people** came from the **child** of the older person

33% of reports came from a **paid worker**^

15% of reports came from the older person's **grandchild**



3

reports were about an adult who identified as **Aboriginal or Torres Strait Islander**~



1

report involved an adult who spoke a language other than English at home

今日は!

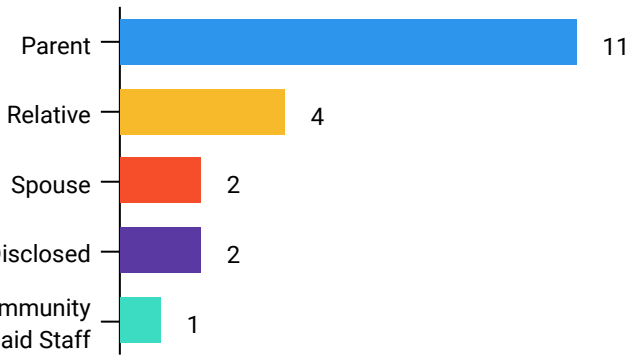


* Information taken from the Ageing & Disability Commission data on reports received between 1 January 2020 - 31 December 2022 where the location of the adult identified in the report was known.


^A paid worker is defined as a formal paid support worker, for example an NDIS support worker or CHSP provider.

~ People who identify as Aboriginal or Torres Strait Islander and who are over 18 with disability, or an older person 50+

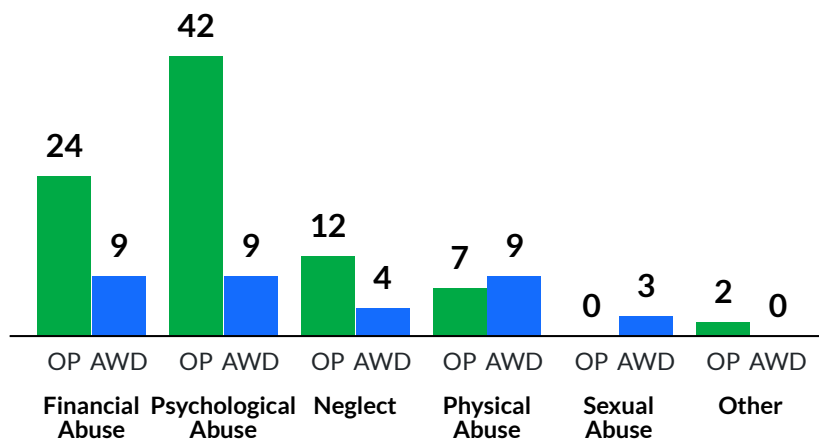
Reports about adults with disability most commonly involved a parent* as the subject of allegation



61% of reports about older people involved family members, mainly adult children followed by the adult's spouse or partner,* as the subject of allegation



The most commonly reported types of abuse towards older people (OP) were restricting access to family and others, verbal abuse and financial exploitation`



The most commonly reported types of abuse towards adults with disability (AWD) were withholding person's money/theft, hitting, kicking or punching and verbal abuse`

What else do we know about the Wagga Wagga community?

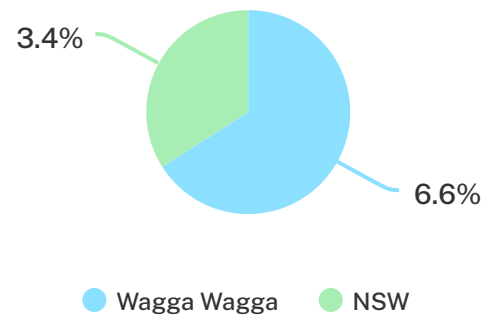
17%

of the population are over the age of 65₁



6.6%

of the population identified as Aboriginal or Torres Strait Islander (ATSI)₁



69%

of all households are family households 28% are single person households and 4% are group households₂

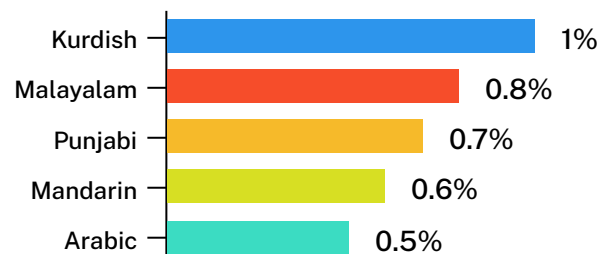


10%

of households speak a language other than English₂



Kurdish is the most common language other than English₂



` The ADC classifies abuse into 5 broad categories, with a list of signs to indicate the type of alleged abuse reported.

₁ 2021 Census data by LGA (QuickStats)

₂ 2021 Census QuickStats, where group household refers to unrelated flatmate or co-tenancy arrangements.