

Tamworth

63*
reports

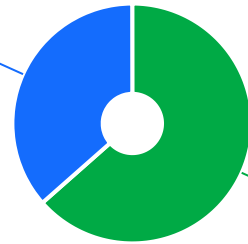


The Ageing & Disability Commission (ADC) received **63** reports of alleged abuse, neglect or exploitation of an older person or adult with disability from Tamworth in 2020 - 2022*.

63%

of reports received in this LGA related to an older person*

23 reports



40 reports

● Older person ● Adult with disability

Of reports relating to **adults with disability***



52%

were female

Of reports relating to **older people***



73%

were female

48% of reports about **adults with disability** were made by a **paid worker**^



48% of reports about **older people** came from a **paid worker**^

20% of reports came from the **child** of the older person

15% of reports came from the **older person** experiencing abuse



3

reports were about an adult who identified as **Aboriginal or Torres Strait Islander**~



0

reports involved an adult who spoke a language other than English at home

今日は!

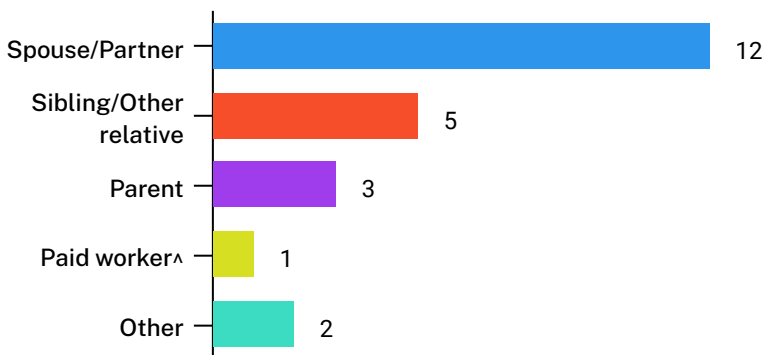


* Information taken from the Ageing & Disability Commission data on reports received between 1 January 2020 - 31 December 2022 where the location of the adult identified in the report was known.


^A paid worker is defined as a formal paid support worker, for example an NDIS support worker or CHSP provider.

~ People who identify as Aboriginal or Torres Strait Islander and who are over 18 with disability, or an older person 50+

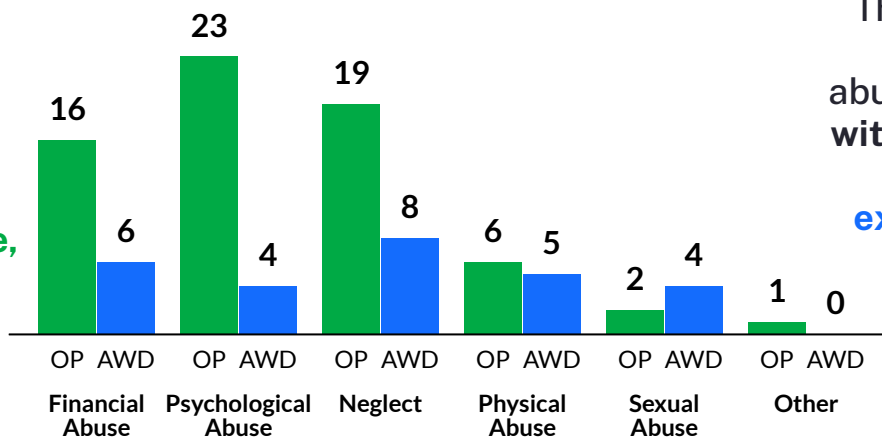
Reports about adults with disability most commonly involved a spouse or partner* as the subject of allegation



63% of reports about older people involved family members, mainly adult children* as the subject of allegation



The most commonly reported types of abuse towards older people (OP) were verbal abuse, failure to meet support needs and theft*



The most commonly reported types of abuse towards adults with disability (AWD) were financial exploitation, failure to meet support needs and sexual abuse involving intercourse*

What else do we know about the Tamworth community?

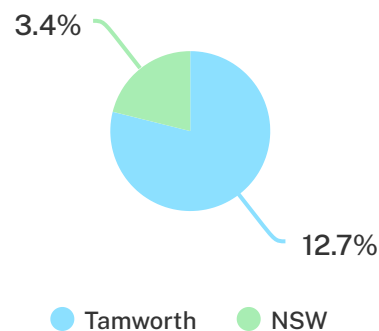
20%

of the population are over the age of 65¹



12.7%

of the population identified as Aboriginal or Torres Strait Islander (ATSI),



69%

of all households are family households 29% are single person households and 3% are group households²

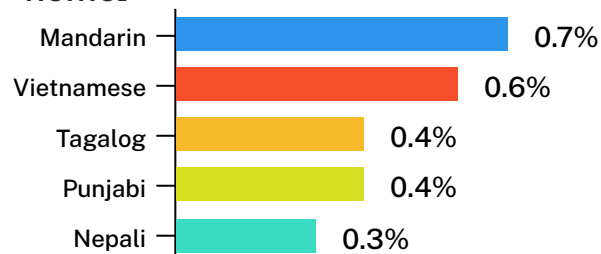


7%

of households speak a language other than English²



Mandarin is one of the languages other than English spoken at home²



¹ The ADC classifies abuse into 5 broad categories, with a list of signs to indicate the type of alleged abuse reported.

² 2021 Census data by LGA (QuickStats).

² 2021 Census QuickStats, where group household refers to unrelated flatmate or co-tenancy arrangements.