

Sydney Region

Burwood, Canada Bay, Canterbury-Bankstown, Inner West, Strathfield & Sydney

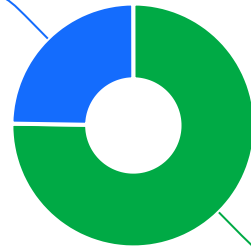


The Ageing & Disability Commission (ADC) received **703** reports of alleged abuse, neglect or exploitation of an older person or adult with disability across the Sydney Region in 2020-2022*.

75%

of reports received in this region related to an older person.*

174 reports



529 reports

● Older person ● Adult with disability

Of reports related to adults with disability*

61%

were female



Of reports related to older people*

66%

were female



63%

of reports about adults with disability were made by a paid worker^



30%

of reports about older people came from a paid worker^

21%

of reports came from the adult child of the older person

15%

of reports came from the older person experiencing abuse



18

reports were about an adult who identified as **Aboriginal or Torres Strait Islander**~



138

reports involved an adult who spoke a language other than English at home, with **Arabic*** the most commonly reported language

今日は!

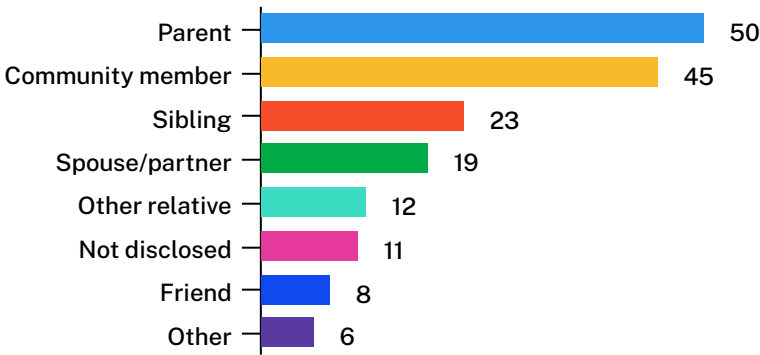


* Information taken from the Ageing & Disability Commission data on reports received between 1 January 2020 - 31 December 2022 where the location of the adult identified in the report was known.


^A paid worker is defined as a formal paid support worker, for example an NDIS support worker or CHSP provider.

~ People who identify as Aboriginal or Torres Strait Islander and who are over 18 with disability, or an older person 50+

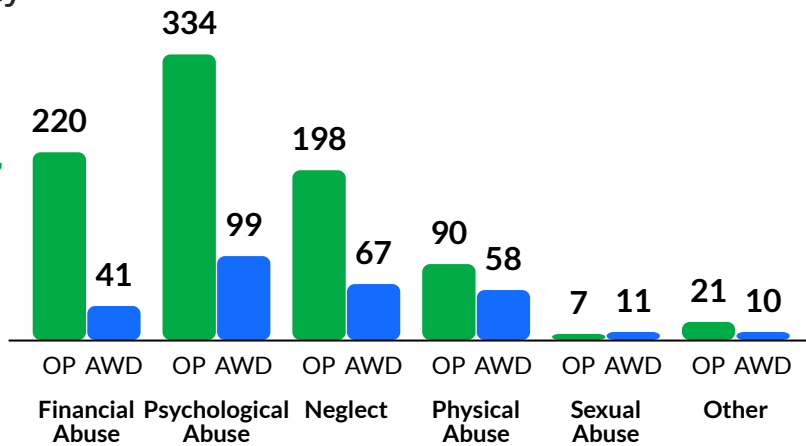
Reports about the abuse of adults with disability **most commonly involved a parent*** as the subject of allegation.



61% of reports about older people involved family members, **mainly adult children** followed by a paid worker,* as the subject of allegation



The most commonly reported types of abuse towards **older people (OP)** were **verbal abuse, failure to meet support needs and restricting access to family/others***



The most commonly reported types of abuse towards **adults with disability (AWD)** were **verbal abuse, physical abuse (hitting, kicking or punching the adult) and failure to meet support needs***

What else do we know about the Sydney region?

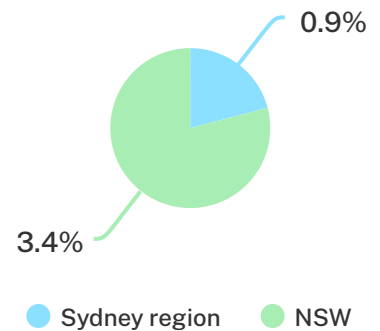
14%

of the population are over the age of 65.



0.9%

of the population identified as Aboriginal or Torres Strait Islander (ATSI).



69%

of all households are family households **24%** are single person households and **7%** are group households²

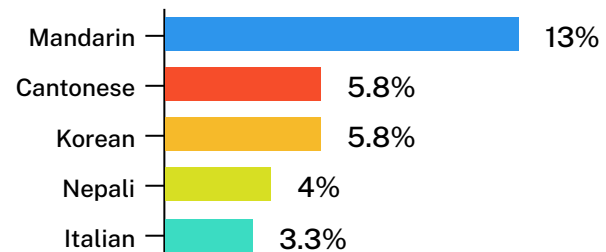


61%

of households speak a language other than English²



Mandarin is the most common language other than English spoken at home²



¹ The ADC classifies abuse into 5 broad categories, with a list of signs to indicate the type of alleged abuse reported. [1 2021 Census data by LGA \(QuickStats\)](#)

² 2021 Census QuickStats, where group household refers to unrelated flatmate or co-tenancy arrangements.