

Sutherland Shire

159*
reports

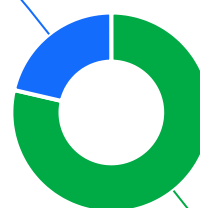


The Ageing & Disability Commission (ADC) received **159** reports of alleged abuse, neglect or exploitation of an older person or adult with disability from the **Sutherland Shire** in 2020-2022*

79%

of reports received in this LGA related to an older person*

34 reports



125 reports

● Older person ● Adult with disability

Of reports relating to adults with disability*

56%

were female



Of reports relating to older people*

52%

were female



59% of reports about adults with disability were made by a paid worker^



29% of reports came from the adult child of the older person

26% of reports about older people came from a paid worker^

23% of reports came from the older person experiencing abuse



0

reports were about an adult who identified as **Aboriginal or Torres Strait Islander**~



13

reports involved an adult who spoke a language other than English at home with **Portuguese*** the most common language reported

今日は!

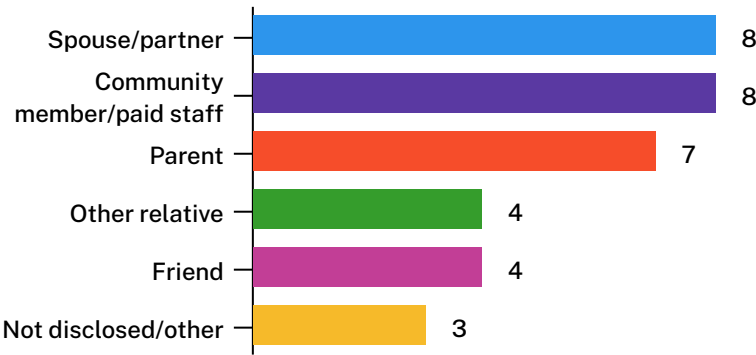


* Information taken from the Ageing & Disability Commission data on reports received between 1 January 2020 - 31 December 2022 where the location of the adult identified in the report was known.

^A paid worker is defined as a formal paid support worker, for example an NDIS support worker or CHSP provider.

~ People who identify as Aboriginal or Torres Strait Islander and who are over 18 with disability, or an older person 50+

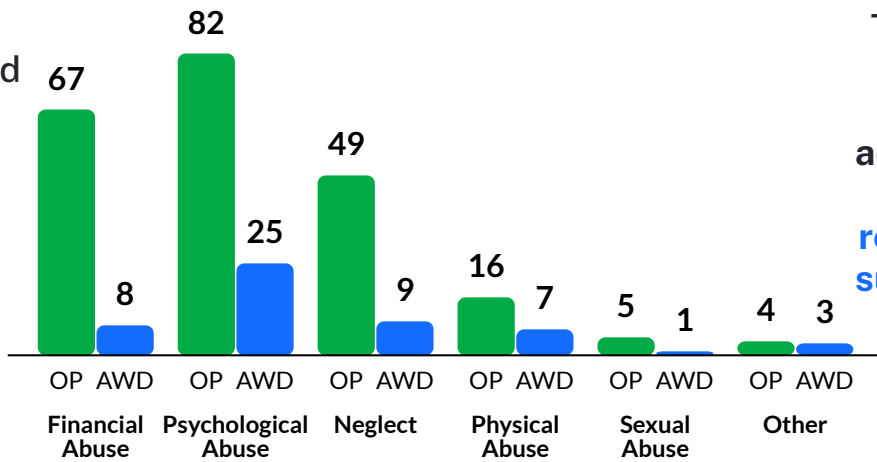
Reports about adults with disability most commonly involved a spouse or partner* as the subject of allegation



54% of reports about older people involved family members, mainly adult children followed by paid staff,* as the subject of allegation



The most commonly reported types of abuse towards older people (OP) were failure to meet support needs, verbal abuse and financial exploitation`



The most commonly reported types of abuse towards adults with disability (AWD) were verbal, restricting access to support and services and failure to meet support needs`

What else do we know about the Sutherland Shire community?

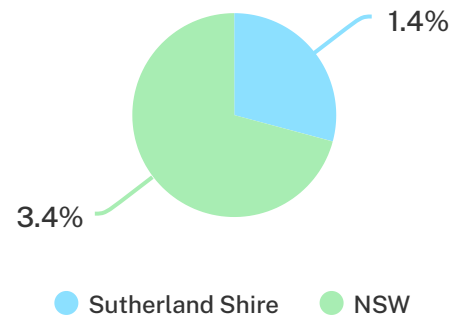
19%

of the population are over the age of 65.



1.4%

of the population identified as Aboriginal or Torres Strait Islander (ATSI)₁



76%

of all households are family households 22% are single person households and 2% are group households₂

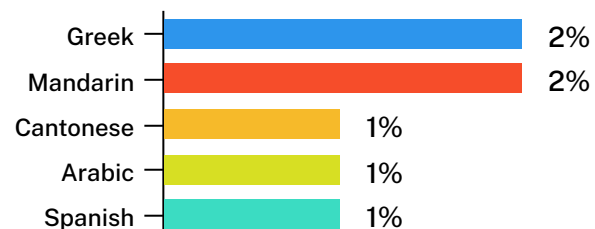


18%

of households speak a language other than English₂



Greek and Mandarin are the most common languages other than English spoken at home₂



`The ADC classifies abuse into 5 broad categories, with a list of signs to indicate the type of alleged abuse reported.

₁ 2021 Census data by LGA (QuickStats).

₂ 2021 Census QuickStats, where group household refers to unrelated flatmate or co-tenancy arrangements.