

South Western Sydney

Camden, Campbelltown, Fairfield, Liverpool, Wingecarribee & Wollondilly

711*
reports

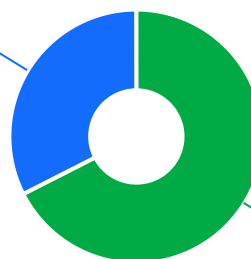


The Ageing & Disability Commission (ADC) received 711 reports of alleged abuse, neglect and exploitation of an older person or adult with disability across South Western Sydney in 2020-2022*.

68%

of reports received in this region related to an older person.*

231 reports



480 reports

● Older person ● Adult with disability

Of reports related to adults with disability*



61%

were female

Of reports related to older people*



69%

were female

68% of reports about adults with disability were made by a paid worker^



35% of reports about older people came from a paid worker^

26% of reports came from the adult child of the older person

11% of reports came from the older person experiencing abuse



13

reports were about an adult who identified as Aboriginal or Torres Strait Islander~



132

reports involved adults who spoke a language other than English at home, with Vietnamese the most commonly reported language

今日は!

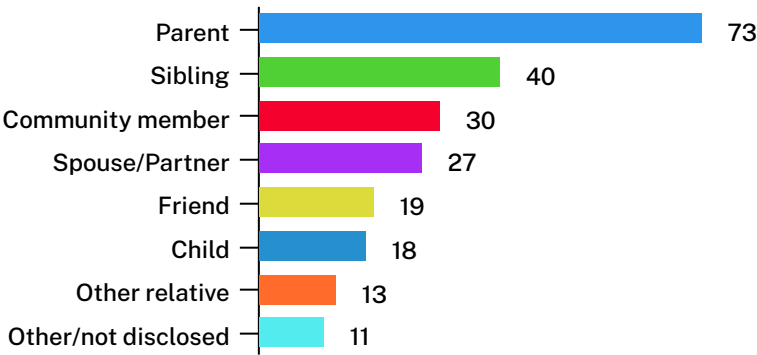


* Information taken from the Ageing & Disability Commission data on reports received between 1 January 2020 - 31 December 2022 where the location of the adult identified in the report was known.


^ A paid worker is defined as a formal paid support worker, for example an NDIS support worker or CHSP provider.

~ People who identify as Aboriginal or Torres Strait Islander and who are over 18 with disability, or an older person 50+

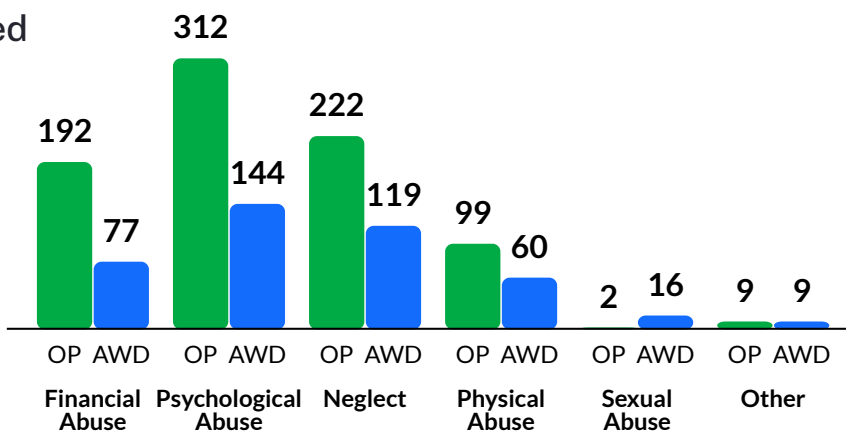
Reports about adults with disability most commonly involved a parent* as the subject of allegation



69% of reports about older people involved family members, mainly adult children followed by the adult's partner or spouse,* as the subject of allegation



The most commonly reported type of abuse towards older people (OP) were verbal abuse, failure to meet support needs and theft of money*`



The most commonly reported type of abuse towards adults with disability (AWD) were verbal abuse, failure to meet support needs and restricting access to supports/services*`

What else do we know about the South Western Sydney region?

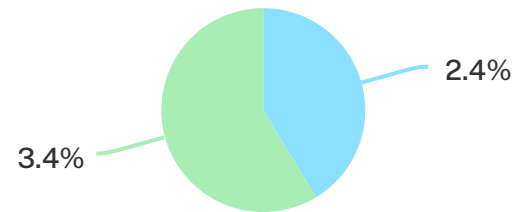
20%

of the population are over the age of 65.



2.4%

of the population identified as Aboriginal or Torres Strait Islander (ATSI)₁



● South Western Sydney ● NSW

77% of all households are family households
21% are single person households and
2% are group households₂

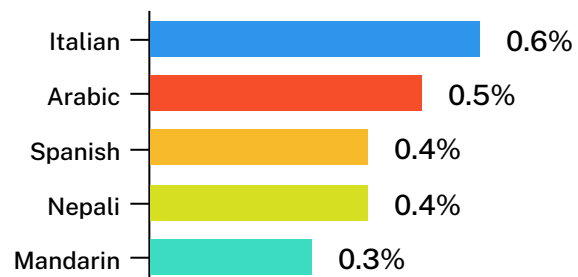


9%

of households speak a language other than English₂



Italian is the most common language other than English₂



[`] The ADC classifies abuse into 5 broad categories, with a list of signs to indicate the type of alleged abuse reported.

₁ 2021 Census data by LGA (QuickStats).

₂ 2021 Census QuickStats, where group household refers to unrelated flatmate or co-tenancy arrangements.