

Shoalhaven

160*
reports

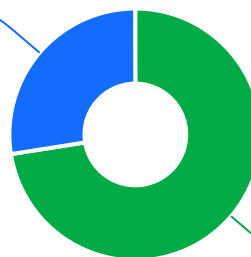


The Ageing & Disability Commission (ADC) received **160** reports of alleged abuse, neglect or exploitation of an older person or adult with disability from the Shoalhaven in 2020-2022*.

73%

of reports received in this LGA related to an older person*

44 reports



116 reports

● Older person ● Adult with disability

Of reports relating to adults with disability*

52%

were male



Of reports relating to older people*

69%

were female



50% of reports about adults with disability were made by a paid worker^



34% of reports came from the adult child of the older person

28% of reports about older people came from a paid worker^

8% of reports about older people came from a neighbour



4

reports were about an adult who identified as **Aboriginal or Torres Strait Islander**~



4

reports involved an adult who spoke a language other than English at home with **Greek*** the most common languages spoken

今日は!

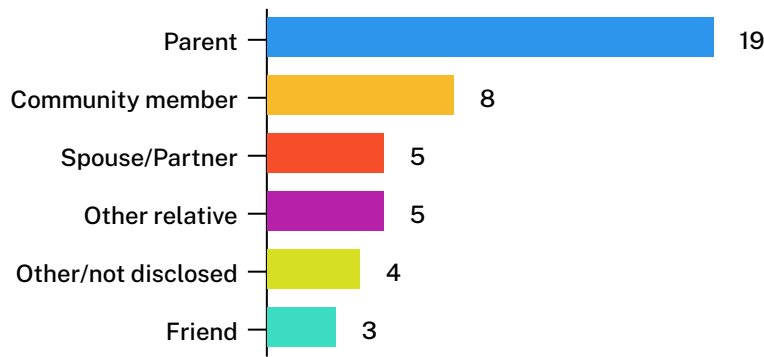


* Information taken from the Ageing & Disability Commission data on reports received between 1 January 2020 - 31 December 2022 where the location of the adult identified in the report was known.


^A paid worker is defined as a formal paid support worker, for example an NDIS support worker or CHSP provider.

~ People who identify as Aboriginal or Torres Strait Islander and who are over 18 with disability, or an older person 50+

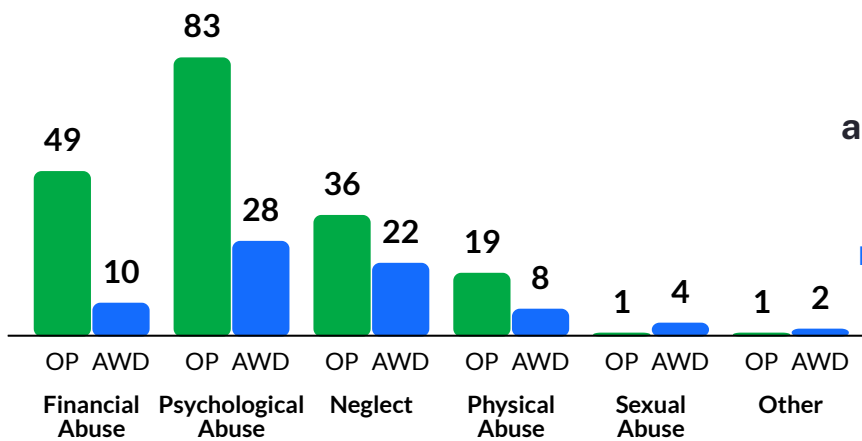
Reports about adults with disability most commonly involved a parent* as the subject of allegation



64% of reports about older people involved family members, mainly adult children followed by paid staff member,* as the subject of allegation



The most commonly reported types of abuse towards older people (OP) were **verbal abuse, Financial exploitation and failure to meet support needs**



The most commonly reported types of abuse towards adults with disability (AWD) were **failure to meet support needs, verbal abuse and restricting access to family/others**

What else do we know about the Shoalhaven community?

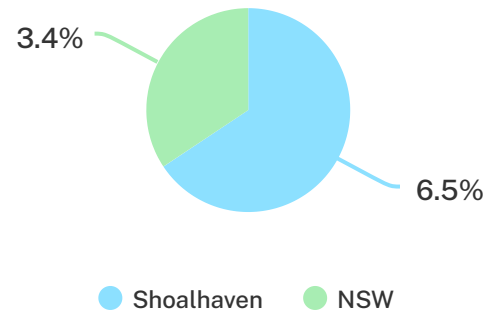
28%

of the population are over the age of 65.



6.5%

of the population identified as Aboriginal or Torres Strait Islander (ATSI)¹



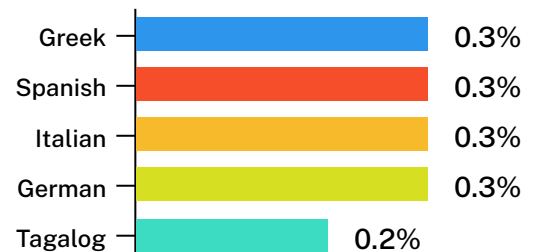
69% of all households are family households **29%** are single person households and **3%** are group households²



7% of households speak a language other than English²



Greek is among the most common languages other than English spoken at home²



¹ The ADC classifies abuse into 5 broad categories, with a list of signs to indicate the type of alleged abuse reported.

² 2021 Census data by LGA (QuickStats)

² 2021 Census QuickStats, where group household refers to unrelated flatmate or co-tenancy arrangements.