

Port Stephens

73*
reports

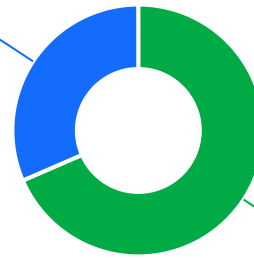


The Ageing & Disability Commission (ADC) received **73** reports of alleged abuse, neglect or exploitation of an older person or adult with disability from **Port Stephens** in 2020-2022*.

68%

of reports received in this LGA related to an older person*

23 reports



50 reports

● Older person ● Adult with disability

Of reports relating to adults with disability*

61%

were male



Of reports relating to older people*

64%

were female



70%

of reports about **adults with disability** were made by a **paid worker**^



44%

of reports came from the **adult child** of the older person

24%

of reports about **older people** came from a **paid worker**^

10%

of reports came from the **older person** experiencing abuse



3

reports were about an adult who identified as **Aboriginal** or **Torres Strait Islander**~



0

reports involved an adult who spoke a language other than English at home*

今日は!

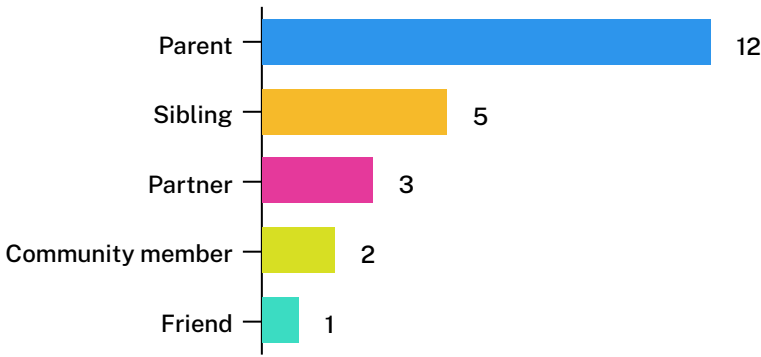


* Information taken from the Ageing & Disability Commission data on reports received between 1 January 2020 - 31 December 2022 where the location of the adult identified in the report was known.


^ A paid worker is defined as a formal paid support worker, for example an NDIS support worker or CHSP provider.

~ People who identify as Aboriginal or Torres Strait Islander and who are over 18 with disability, or an older person 50+

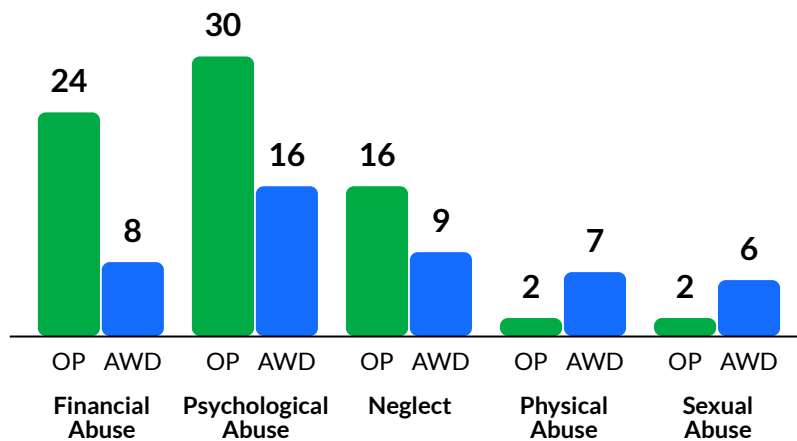
Reports about the abuse of adults with disability most commonly involved a **parent*** as the subject of allegation



74% of reports about older people involved family members, **mainly adult children** followed by a partner or spouse,* as the subject of allegation



The most commonly reported types of abuse towards **older people (OP)** were **verbal abuse, theft (taking someone's money)** and **restricting access to family/others***



The most commonly reported types of abuse towards **adults with disability (AWD)** were **kicking/punching, verbal abuse** and **neglect of clothing and food***

What else do we know about the Port Stephens community?

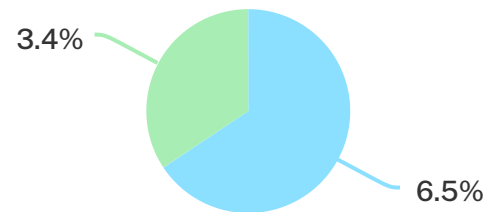
18%

of the population are over the age of 65.



6.5%

of the population identified as Aboriginal or Torres Strait Islander (ATSI).



Port Stephens NSW


72% of all households are family households **26%** are single person households and **2%** are group households²



6% of households speak a language other than English²



Italian is one of the most common languages other than English spoken at home²



¹ The ADC classifies abuse into 5 broad categories, with a list of signs to indicate the type of alleged abuse reported.

² 2021 Census data by LGA (QuickStats)

² 2021 Census QuickStats, where group household refers to unrelated flatmate or co-tenancy arrangements.