

# Penrith

147\*  
reports

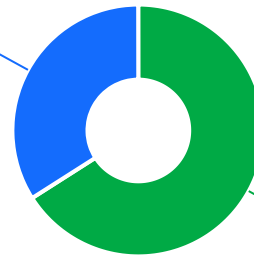


The Ageing & Disability Commission (ADC) received 147 reports of alleged abuse, neglect or exploitation of an older person or adult with disability from Penrith in 2020-2022\*.

66%

of reports received in this LGA related to an older person\*

50 reports



97 reports

● Older person ● Adult with disability

Of reports relating to adults with disability\*

66%

were female



Of reports relating to older people\*

71%

were female



64% of reports about adults with disability were made by a paid worker^



32% of reports came from the adult child of the older person

28% of reports about older people came from a paid worker^

13% of reports came from the older person experiencing abuse



3

reports were about an adult who identified as Aboriginal or Torres Strait Islander~



18

reports involved an adult who spoke a language other than English at home with Mandarin, Greek and Maltese\* the most common languages reported

今日は!

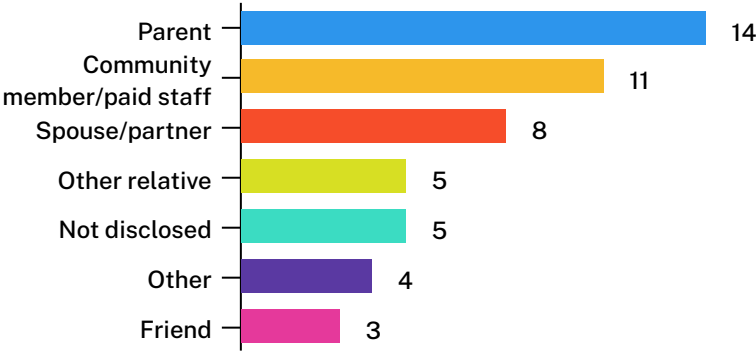


\* Information taken from the Ageing & Disability Commission data on reports received between 1 January 2020 - 31 December 2022 where the location of the adult identified in the report was known.

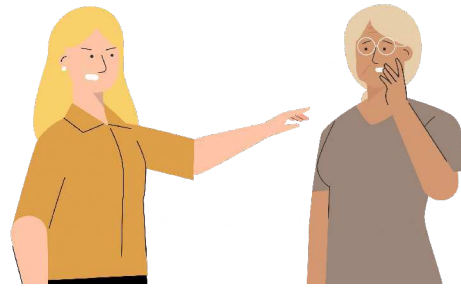
^ A paid worker is defined as a formal paid support worker, for example an NDIS support worker or CHSP provider.

~ People who identify as Aboriginal or Torres Strait Islander and who are over 18 with disability, or an older person 50+

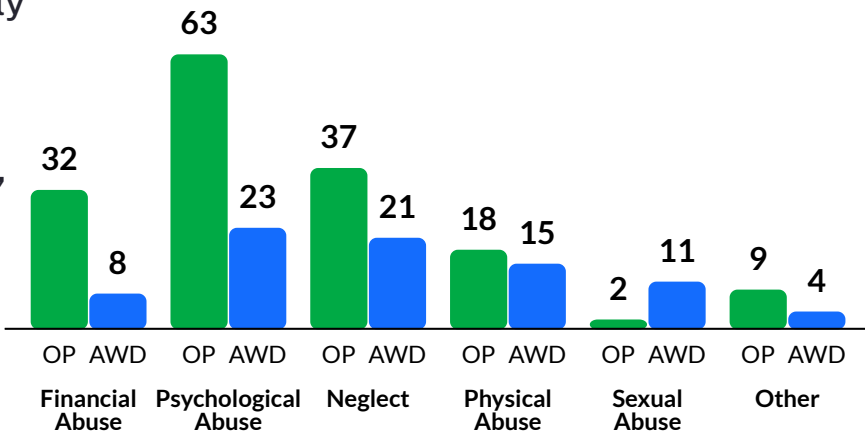
Reports of adults with disability most commonly involved a parent\* as the subject of allegation



**74%** of reports about older people involved family members, mainly adult children followed by a community member,\* as the subject of allegation



The most commonly reported types of abuse towards older people (OP) were **verbal abuse**, **failure to meet support needs** and **financial exploitation**\*



The most commonly reported types of abuse towards adults with disability (AWD) were **verbal abuse**, **kicking/punching** and **failure to meet support needs**\*

## What else do we know about the Penrith community?

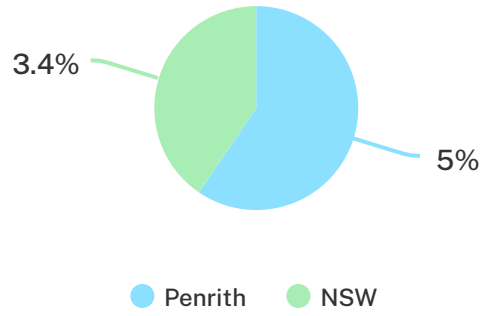
**13%**

of the population are over the age of 65.



**5%**

of the population identified as Aboriginal or Torres Strait Islander (ATSI)



**76%**

of all households are family households **22%** are single person households and **3%** are group households<sup>2</sup>

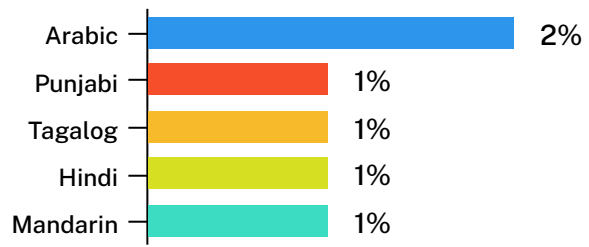


**24%**

of households speak a language other than English<sup>2</sup>



**Arabic** is the most common language other than English spoken at home<sup>2</sup>



\* The ADC classifies abuse into 5 broad categories, with a list of signs to indicate the type of alleged abuse reported.  
<sup>1</sup> 2021 Census data by LGA (QuickStats)  
<sup>2</sup> 2021 Census QuickStats, where group household refers to unrelated flatmate or co-tenancy arrangements.

