

North Sydney

47*
reports

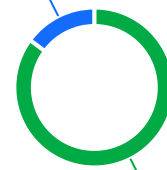


The Ageing & Disability Commission (ADC) received 47 reports of alleged abuse, neglect or exploitation of an older person or adult with disability from North Sydney in 2020-2022*.

85%

of reports received in this LGA related to an older person*

7 reports



40 reports

● Older person ● Adult with disability

Of reports relating to adults with disability*

71%

were female



Of reports relating to older people*

75%

were female



43% of reports about adults with disability were made by a paid worker^



38% of reports came from the adult child of the older person

30% of reports about older people came from a paid worker^

23% of reports came from the older person experiencing abuse



1

report was about an adult who identified as Aboriginal or Torres Strait Islander~



2

reports involved an adult who spoke a language other than English at home with Macedonian and Cantonese* the most common languages reported

今日は!

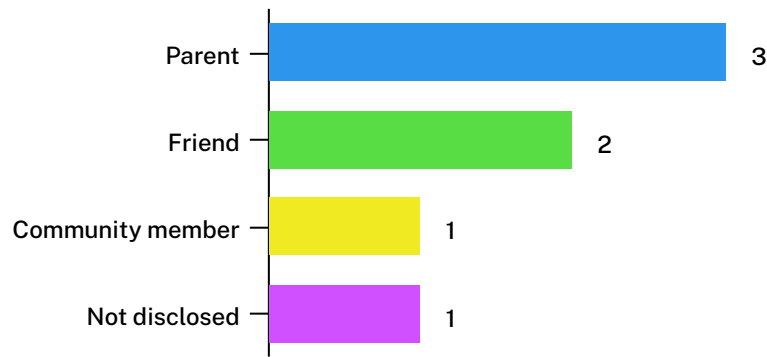


* Information taken from the Ageing & Disability Commission data on reports received between 1 January 2020 - 31 December 2022 where the location of the adult identified in the report was known.


^A paid worker is defined as a formal paid support worker, for example an NDIS support worker or CHSP provider.

~ People who identify as Aboriginal or Torres Strait Islander and who are over 18 with disability, or an older person 50+

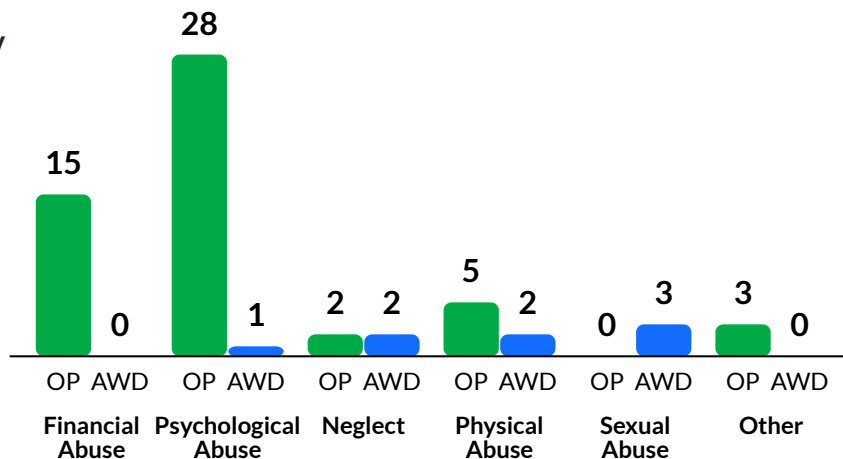
Reports about the abuse of adults with disability most commonly involved a **parent*** as the subject of allegation



60% of reports about older people involved family members, **mainly adult children** followed by paid staff,* as the subject of allegation



The most commonly reported types of abuse towards **older people (OP)** were **verbal abuse, restricting access to support/services** and **financial exploitation***



The most commonly reported types of abuse towards **adults with disability (AWD)** were **perceived threat of harm, pushing/shoving** and **sexual intercourse***

What else do we know about the North Sydney community?

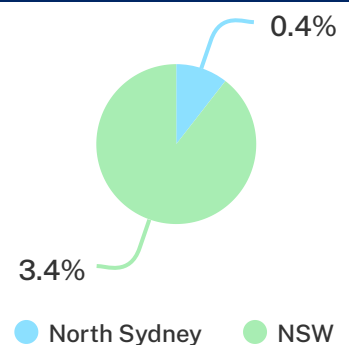
17%

of the population are over the age of 65.



0.4%

of the population identified as Aboriginal or Torres Strait Islander (ATSI)₁



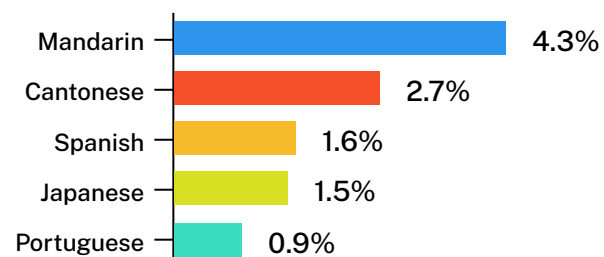
56% of all households are family households
39% are single person households and
5% are group households₂



28% of households speak a language other than English₂



Mandarin is the most common language other than English spoken at home₂



¹ The ADC classifies abuse into 5 broad categories, with a list of signs to indicate the type of alleged abuse reported.

² 2021 Census data by LGA (QuickStats).

² 2021 Census QuickStats, where group household refers to unrelated flatmate or co-tenancy arrangements.