

Newcastle

215*
reports

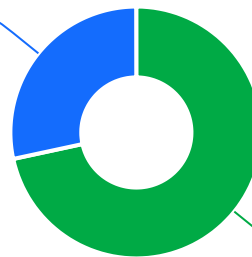


The Ageing & Disability Commission (ADC) received 215 reports of alleged abuse, neglect or exploitation of an older person or adult with disability from Newcastle in 2020-2022*.

72%

of reports received in this LGA related to an older person*

61 reports



154 reports

● Older person ● Adult with disability

Of reports relating to adults with disability*

59%

were male



Of reports relating to older people*

73%

were female



56% of reports about adults with disability were made by a paid worker[^]



30% of reports about older people came from a paid worker[^]

27% of reports came from the adult child of the older person

13% of reports came from the older person experiencing abuse



9

reports were about an adult who identified as Aboriginal or Torres Strait Islander~



11

reports involved an adult who spoke a language other than English at home with Macedonian* the most common language reported

今日は!

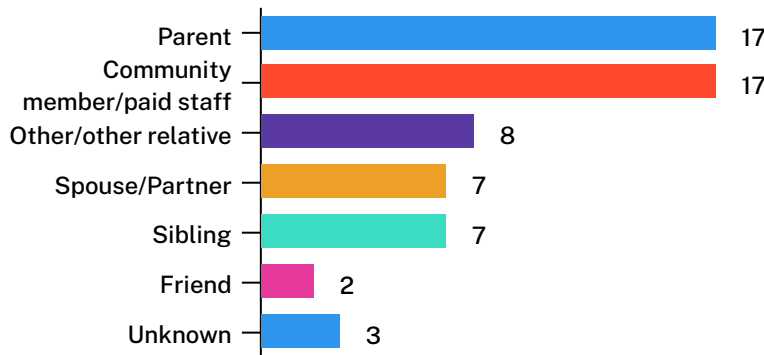


* Information taken from the Ageing & Disability Commission data on reports received between 1 January 2020 - 31 December 2022 where the location of the adult identified in the report was known.


[^]A paid worker is defined as a formal paid support worker, for example an NDIS support worker or CHSP provider.

~ People who identify as Aboriginal or Torres Strait Islander and who are over 18 with disability, or an older person 50+

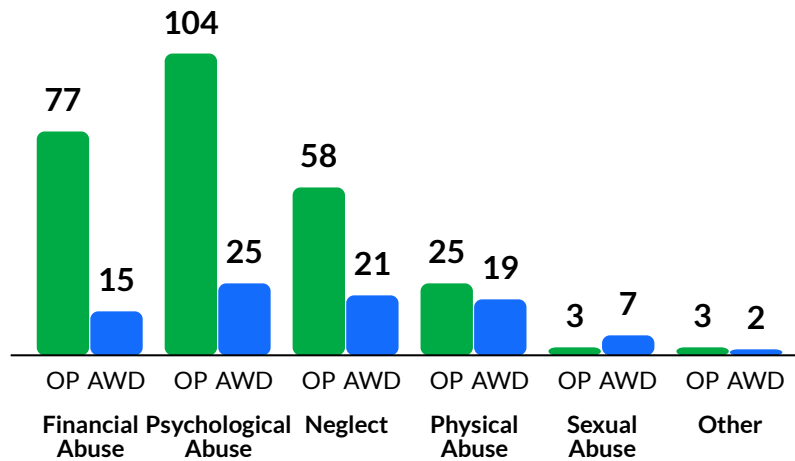
Reports about adults with disability most commonly involved a parent* as the subject of allegation



64% of reports about older people involved family members, mainly adult children followed by the adult's friends,* as the subject of allegation



The most commonly reported types of abuse towards older people (OP) were **verbal abuse**, **failure to meet support needs** and **financial exploitation****



The most commonly reported types of abuse towards adults with disability (AWD) were **verbal abuse**, **restricting access to support services** and **financial exploitation****

What else do we know about the Newcastle community?

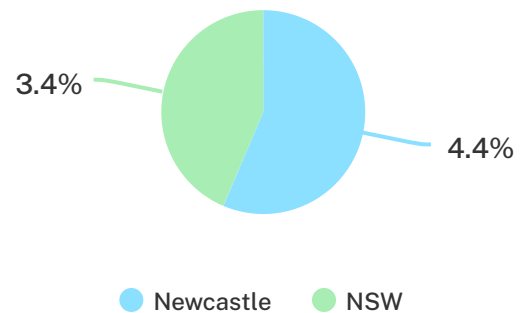
17%

of the population are over the age of 65.



4.4%

of the population identified as Aboriginal or Torres Strait Islander (ATSI)¹



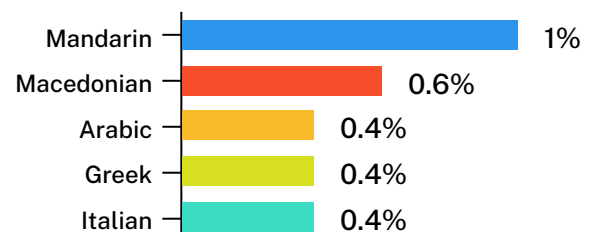
64% of all households are family households **30%** are single person households and **7%** are group households²



12% of households speak a language other than English²



Mandarin is the most common language other than English spoken at home²



¹ The ADC classifies abuse into 5 broad categories, with a list of signs to indicate the type of alleged abuse reported.
² 2021 Census data by LGA (QuickStats)

² 2021 Census QuickStats, where group household refers to unrelated flatmate or co-tenancy arrangements.