

Liverpool

153*
reports

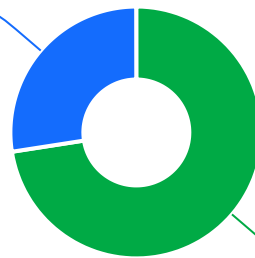


The Ageing & Disability Commission (ADC) received **153** reports of alleged abuse, neglect or exploitation of an older person or adult with disability from **Liverpool** in 2020-2022*.

73%

of reports received in this LGA related to an older person*

42 reports




111 reports

● Older person ● Adult with disability

Of reports relating to adults with disability*

66%

were female



Of reports relating to older people*

73%

were female



76% of reports about adults with disability were made by a paid worker^



40% of reports about older people came from a paid worker^

31% of reports came from the child of the older person

7% of reports came from the older person experiencing abuse



6

reports were about an adult who identified as **Aboriginal or Torres Strait Islander**~



33

reports involved an adult who spoke a language other than English at home with **Vietnamese and Arabic*** the most common languages reported

今日は!

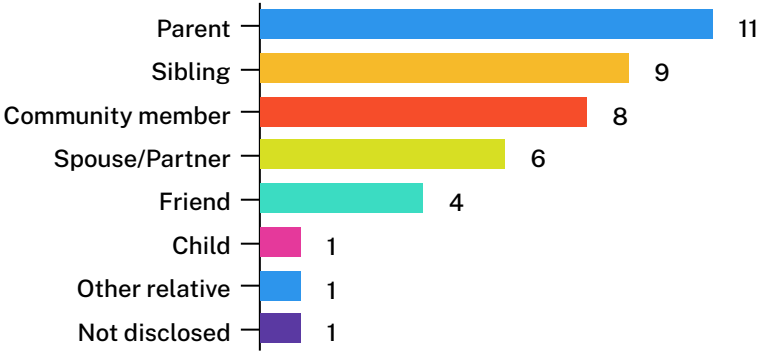


* Information taken from the Ageing & Disability Commission data on reports received between 1 January 2020 - 31 December 2022 where the location of the adult identified in the report was known.


^A paid worker is defined as a formal paid support worker, for example an NDIS support worker or CHSP provider.

~ People who identify as Aboriginal or Torres Strait Islander and who are over 18 with disability, or an older person 50+

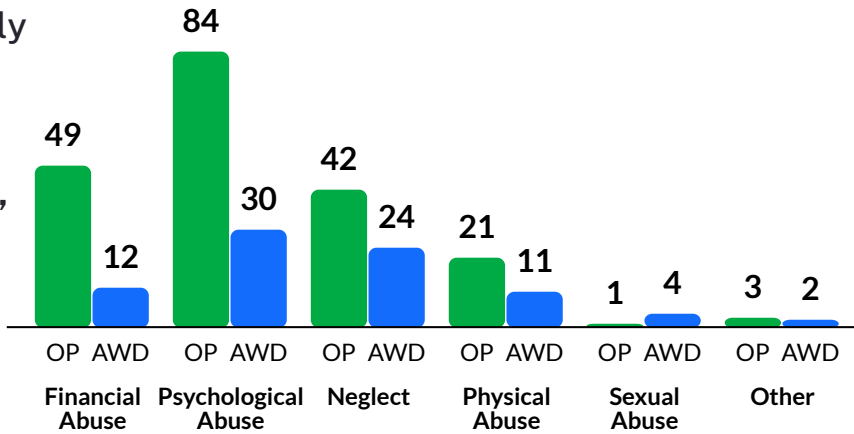
Reports about adults with disability most commonly involved a parent* as the subject of allegation



73% of reports about older people involved family members, mainly adult children followed by the adult's friend,* as the subject of allegation



The most commonly reported types of abuse towards older people (OP) were verbal abuse, failure to meet support needs and financial exploitation*`



The most commonly reported types of abuse towards adults with disability (AWD) were verbal abuse, failure to meet support needs and restricting access to support services*`

What else do we know about the Liverpool community?

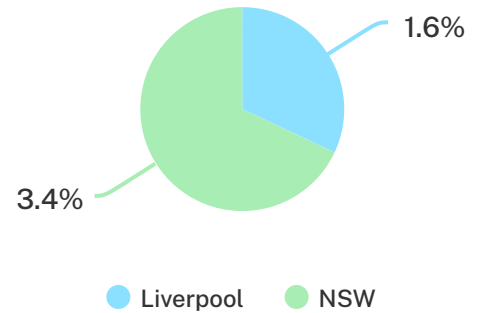
12%

of the population are over the age of 65.



1.6%

of the population identified as Aboriginal or Torres Strait Islander (ATSI).



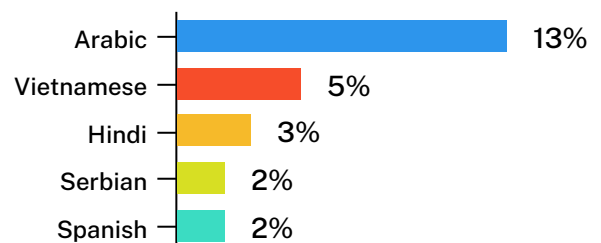
81% of all households are family households
17% are single person households and
1.9% are group households²



64% of households speak a language other than English²



Arabic is the most language other than English spoken at home²



* The ADC classifies abuse into 5 broad categories, with a list of signs to indicate the type of alleged abuse reported.

¹ 2021 Census data by LGA (QuickStats)

² 2021 Census QuickStats, where group household refers to unrelated flatmate or co-tenancy arrangements.