

Kiama

70*
reports

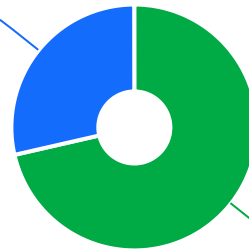


The Ageing & Disability Commission (ADC) received 70 reports of alleged abuse, neglect or exploitation of an older person or adult with disability from Kiama in 2020-2022*.

71%

of reports received in this LGA related to an older person*

20 reports



50 reports

● Older person ● Adult with disability

Of reports relating to adults with disability*

60%

were male



55% of reports about adults with disability were made by a paid worker^



Of reports relating to older people*

64%

were female



36% of reports about older people came from a paid worker^

22% of reports about older people came from their adult child

10% of reports came from the older person experiencing abuse



0

reports were about an adult who identified as Aboriginal or Torres Strait Islander~



1

report involved an adult who spoke a language other than English at home.

今日は!

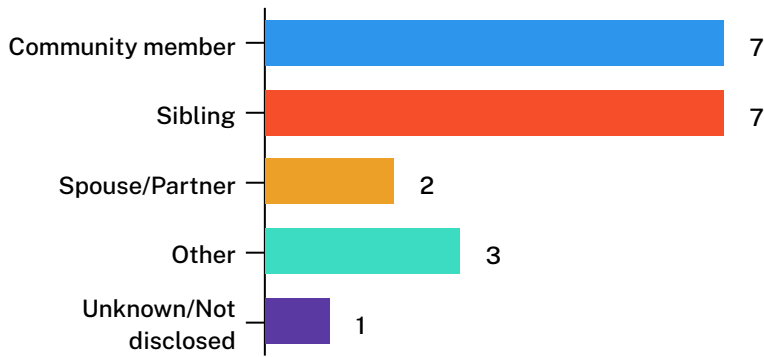


* Information taken from the Ageing & Disability Commission data on reports received between 1 January 2020 - 31 December 2022 where the location of the adult identified in the report was known.


^ A paid worker is defined as a formal paid support worker, for example an NDIS support worker or CHSP provider.

~ People who identify as Aboriginal or Torres Strait Islander and who are over 18 with disability, or an older person 50+

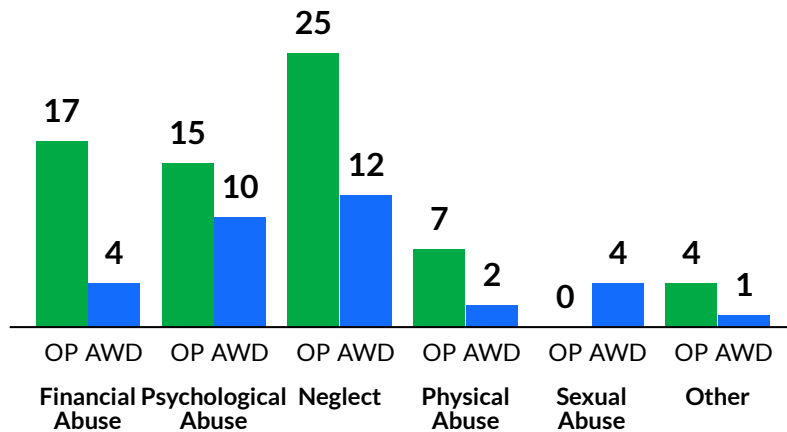
Reports about adults with disability most commonly involved a community member or sibling* as the subject of allegation



60% of reports about older people involved family members, mainly adult children followed by a spouse of partner,* as the subject of allegation



The most commonly reported types of abuse towards older people (OP) were failure to meet support needs, financial exploitation, verbal abuse and misuse of Power of Attorney*



The most commonly reported types of abuse towards adults with disability (AWD) were failure to meet support needs, 'other' forms of psychological abuse, and 'other' forms of neglect*

What else do we know about the Kiama community?

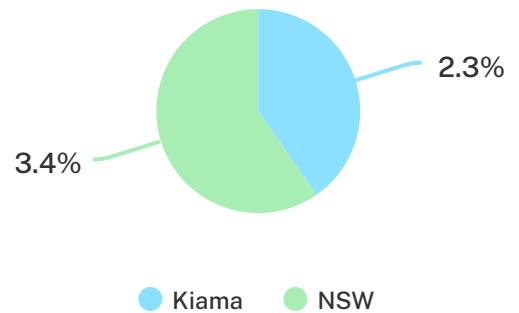
28%

of the population are over the age of 65₁



2.3%

of the population identified as Aboriginal or Torres Strait Islander (ATSI)₁



75%

of all households are family households 23% are single person households and 2% are group households₂

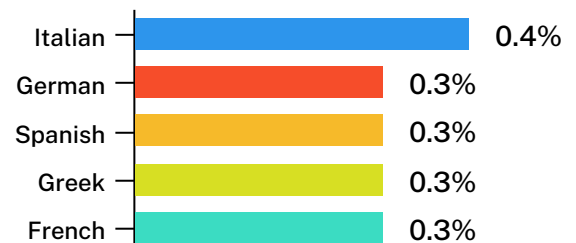


6%

of households speak a language other than English₂



Italian is one of the languages other than English spoken at home₂



¹ The ADC classifies abuse into 5 broad categories, with a list of signs to indicate the type of alleged abuse reported.
² 2021 Census data by LGA (QuickStats).
² 2021 Census QuickStats, where group household refers to unrelated flatmate or co-tenancy arrangements.