

Kempsey Shire

75*
reports

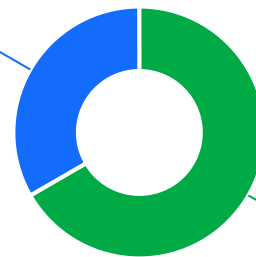


The Ageing & Disability Commission (ADC) received 75 reports of alleged abuse, neglect or exploitation of an older person or adult with disability from the Kempsey Shire in 2020-2022*.

67%

of reports received in this LGA related to an older person*

25 reports



50 reports

● Older person ● Adult with disability

Of reports relating to adults with disability*

72%

were male



Of reports relating to older people*

58%

were female



72%

of reports about adults with disability were made by a paid worker^



34%

of reports came from the adult child of the older person

24%

of reports about older people came from a paid worker^

12%

of reports came from the older person experiencing abuse



7

reports were about an adult who identified as Aboriginal or Torres Strait Islander~



0

reports involved an adult who spoke a language other than English at home*

今日は!

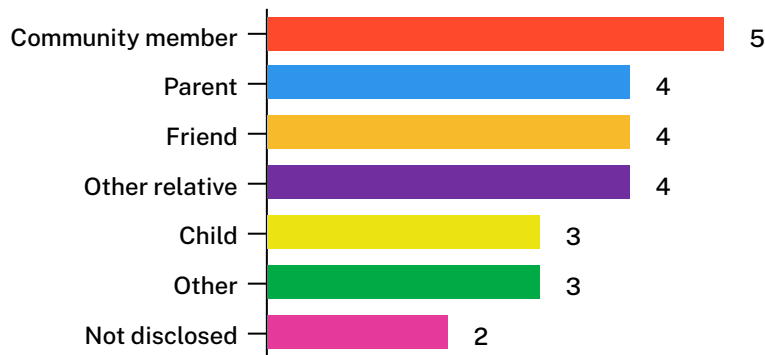


* Information taken from the Ageing & Disability Commission data on reports received between 1 January 2020 - 31 December 2022 where the location of the adult identified in the report was known.


^A paid worker is defined as a formal paid support worker, for example an NDIS support worker or CHSP provider.

~ People who identify as Aboriginal or Torres Strait Islander and who are over 18 with disability, or an older person 50+

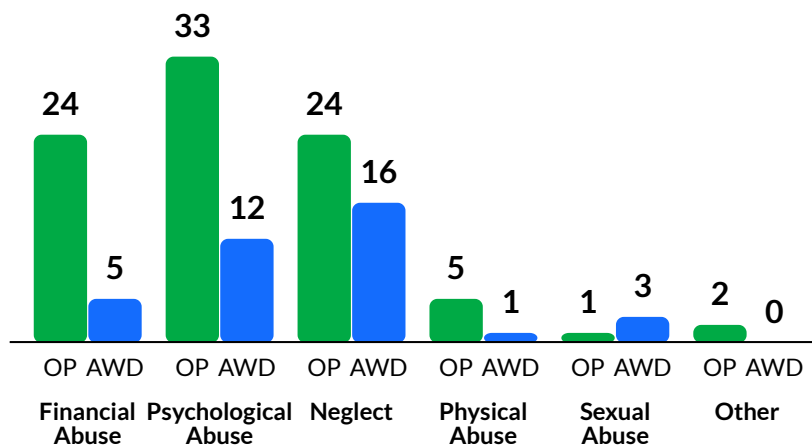
Reports about the abuse of adults with disability most commonly involved a **community member*** as the subject of allegation



58% of reports about older people involved family members, mainly **adult children** followed by adult's spouse or partner,* as the subject of allegation



The most commonly reported types of abuse towards older people (OP) were **verbal abuse, failure to meet support needs** and **restricting access to supports/services****



The most commonly reported types of abuse towards adults with disability (AWD) were **failure to meet support needs, verbal abuse** and **neglect of medical care****

What else do we know about the Kempsey Shire community?

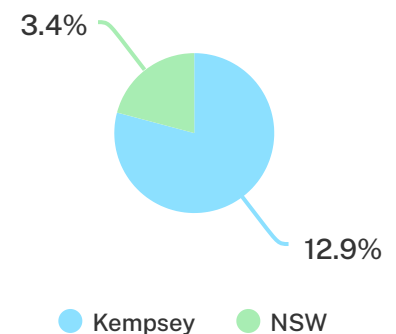
26%

of the population are over the age of 65.



12.9%

of the population identified as Aboriginal or Torres Strait Islander (ATSI).



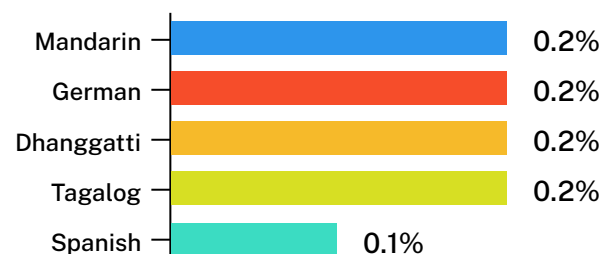
68% of all households are family households **29%** are single person households and **3%** are group households²



5% of households speak a language other than English²



Mandarin and German are some of the common languages other than English spoken at home²



¹ The ADC classifies abuse into 5 broad categories, with a list of signs to indicate the type of alleged abuse reported.

² 2021 Census data by LGA (QuickStats)

² 2021 Census QuickStats, where group household refers to unrelated flatmate or co-tenancy arrangements.