

Hornsby

126*
reports

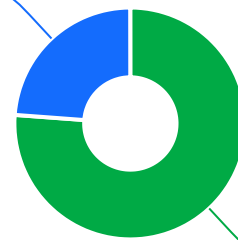


The Ageing & Disability Commission (ADC) received 126 reports of alleged abuse, neglect or exploitation of an older person or adult with disability from **Hornsby** in 2020 - 2022*.

76%

of reports received in this region related to an older person*

30 reports



96 reports

● Older person ● Adult with disability

Of reports related to adults with disability*

53%

were female



Of reports related to older people*

75%

were female




40% of reports about adults with disability by a paid worker[^]



27% of reports about older people came from a paid worker[^]

27% of reports came from the adult child of the older person

20% of reports came from the older person experiencing abuse



1

report was about an adult who identified as **Aboriginal or Torres Strait Islander**~



17

reports involved an adult who spoke a language other than English at home, with **Mandarin** the most commonly reported language

今日は!

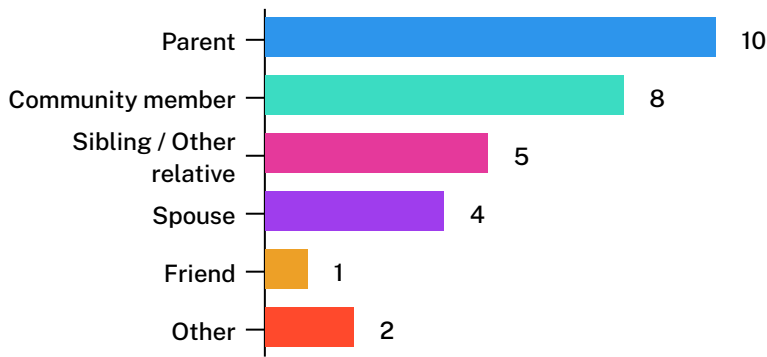


* Information taken from the Ageing & Disability Commission data on reports received between 1 January 2020 - 31 December 2022 where the location of the adult identified in the report was known.


[^]A paid worker is defined as a formal paid support worker, for example an NDIS support worker or CHSP provider.

~ People who identify as Aboriginal or Torres Strait Islander and who are over 18 with disability, or an older person 50+

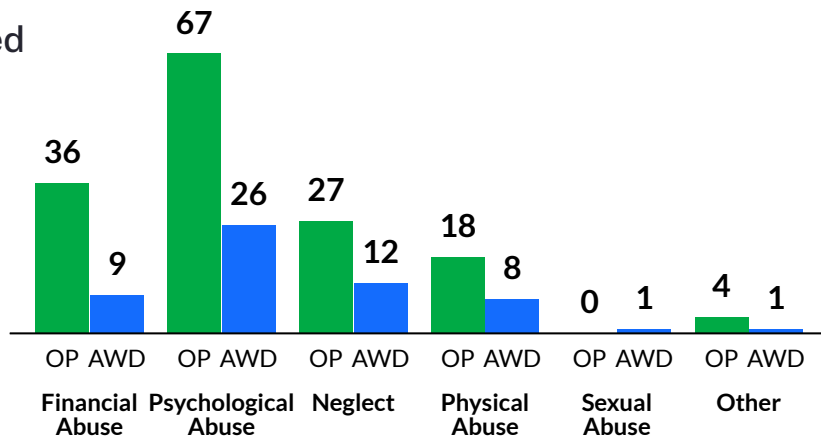
Reports about adults with disability most commonly involved a parent* as the subject of allegation



61% of reports about older people involved family members, mainly adult children,* as the subject of allegation



The most commonly reported types of abuse towards older people (OP) were verbal abuse, failure to meet support needs and financial exploitation*



The most commonly reported types of abuse towards adults with disability (AWD) were verbal abuse, failure to meet support needs and restricting access to supports / services*

What else do we know about the Hornsby community?

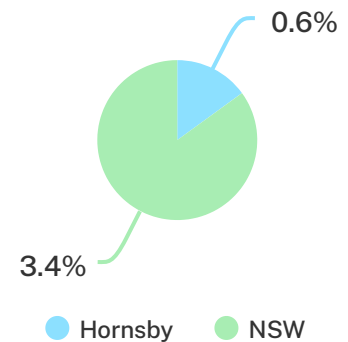
18%

of the population are over the age of 65₁



0.6%

of the population identified as Aboriginal or Torres Strait Islander (ATSI)₁



80%

of all households are family households 19% are single person households and 2% are group households₂

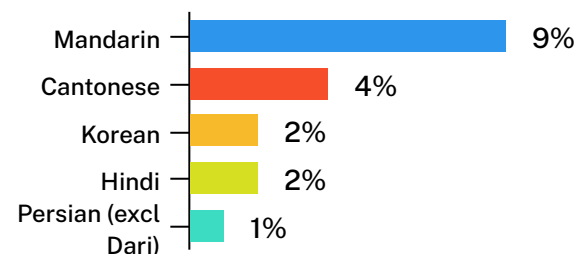


40%

of households speak a language other than English₂



Mandarin is the most common language other than English spoken at home₂



¹ The ADC classifies abuse into 5 broad categories, with a list of signs to indicate the type of alleged abuse reported. [2021 Census data by LGA \(QuickStats\)](#)

² 2021 Census QuickStats, where group household refers to unrelated flatmate or co-tenancy arrangements.