

# Hawkesbury

77\*  
reports

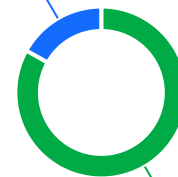


The Ageing & Disability Commission (ADC) received 77 reports of alleged abuse, neglect or exploitation of an older person or adult with disability from the Hawkesbury in 2020-2022\*.

83%

of reports received in this LGA related to an older person.\*

13 reports



64 reports

● Older person ● Adult with disability

Of reports relating to adults with disability\*

69%

were male



Of reports relating to older people\*

58%

were female



62% of reports about adults with disability were made by a paid worker^



33% of reports about older people came from a paid worker^

30% of reports came from the adult child of the older person

11% of reports came from the older person experiencing abuse



3

reports were about an adult who identified as **Aboriginal** or **Torres Strait Islander**~



2

reports involved an adult who spoke a language other than English at home with **Italian** and **Croatian**\* the most common languages reported

今日は!

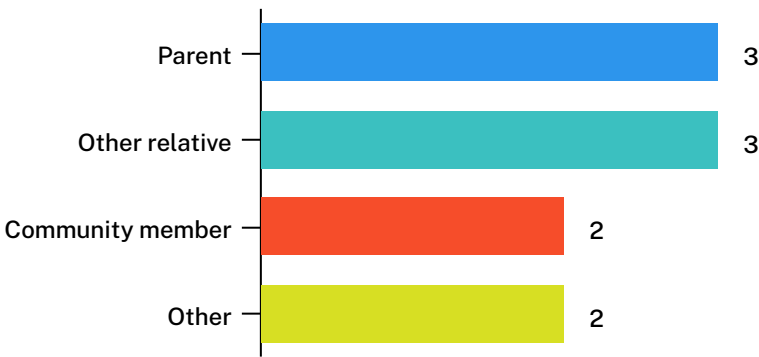


\* Information taken from the Ageing & Disability Commission data on reports received between 1 January 2020 - 31 December 2022 where the location of the adult identified in the report was known.


^A paid worker is defined as a formal paid support worker, for example an NDIS support worker or CHSP provider.

~ People who identify as Aboriginal or Torres Strait Islander and who are over 18 with disability, or an older person 50+

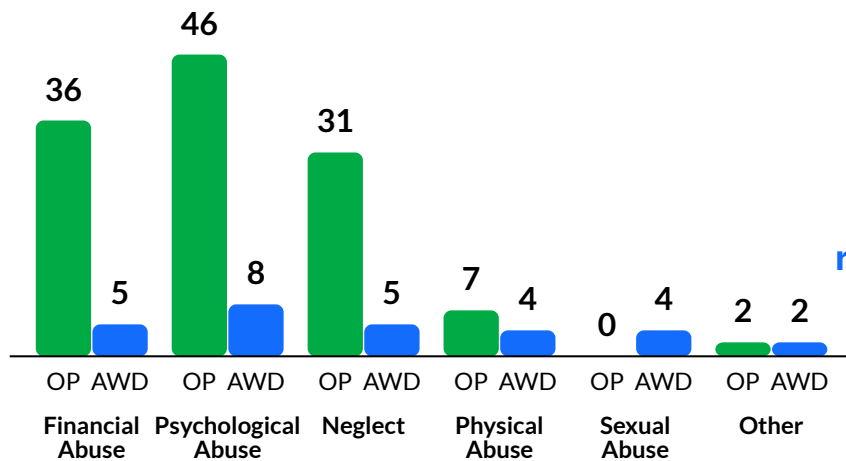
Reports about the abuse of adults with disability most commonly involved a **parent\*** as the subject of allegation



**67%** of reports about older people involved family members, **mainly adult children** followed by spouse or partner,\* as the subject of allegation



The most commonly reported types of abuse towards **older people (OP)** were **failure to meet support needs, verbal abuse** and **financial exploitation\*\***



The most commonly reported types of abuse towards **adults with disability (AWD)** were **verbal abuse, restricting access to supports/services** and **neglect of medical care/clothing\*\***

## What else do we know about the Hawkesbury community?

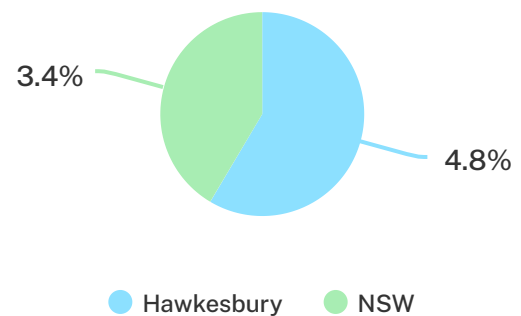
**17%**

of the population are over the age of 65.



**4.8%**

of the population identified as Aboriginal or Torres Strait Islander (ATSI)<sub>1</sub>



**76%** of all households are family households **22%** are single person households and **2%** are group households<sub>2</sub>

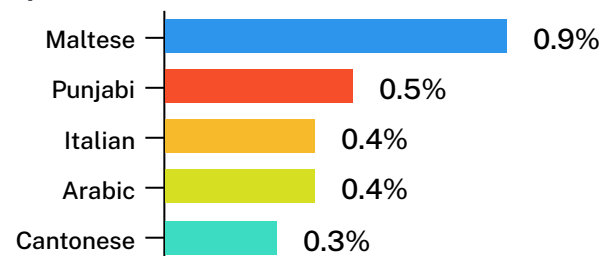


**10%**

of households speak a language other than English<sub>2</sub>



**Maltese** is the most common language other than English spoken at home<sub>2</sub>



<sup>1</sup> The ADC classifies abuse into 5 broad categories, with a list of signs to indicate the type of alleged abuse reported.

<sup>2</sup> 2021 Census data by LGA (QuickStats).

<sup>2</sup> 2021 Census QuickStats, where group household refers to unrelated flatmate or co-tenancy arrangements.