

Gunnedah

61*
reports

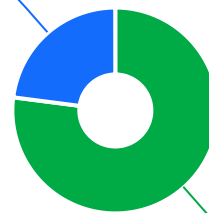


The Ageing & Disability Commission (ADC) received 61 reports of alleged abuse, neglect or exploitation of an older person or adult with disability from Gunnedah in 2020-2022*.

77%

of reports received in this LGA related to an older person*

14 reports



47 reports

Older person Adult with disability

Of reports relating to adults with disability*

64%

were female



71%

of reports about adults with disability were made by a paid worker^



Of reports relating to older people*

53%

were male



34%

of reports about older people came from a paid worker^

21%

of reports came from the older person experiencing abuse

13%

of reports came from a neighbour of the older person



4

reports were about an adult who identified as Aboriginal or Torres Strait Islander~



2

reports involved an adult who spoke a language other than English at home

今日は!

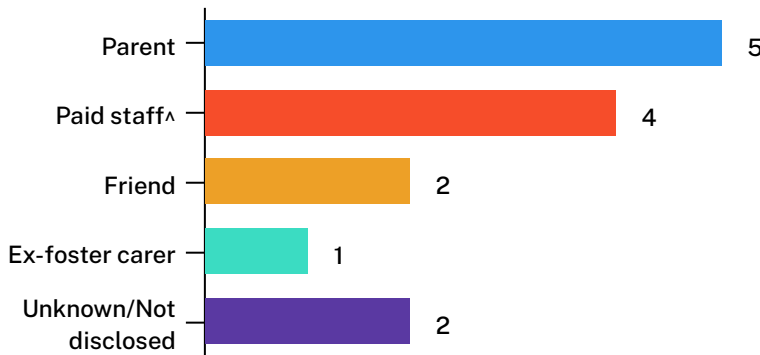


* Information taken from the Ageing & Disability Commission data on reports received between 1 January 2020 - 31 December 2022 where the location of the adult identified in the report was known.


^ A paid worker is defined as a formal paid support worker, for example an NDIS support worker or CHSP provider.

~ People who identify as Aboriginal or Torres Strait Islander and who are over 18 with disability, or an older person 50+

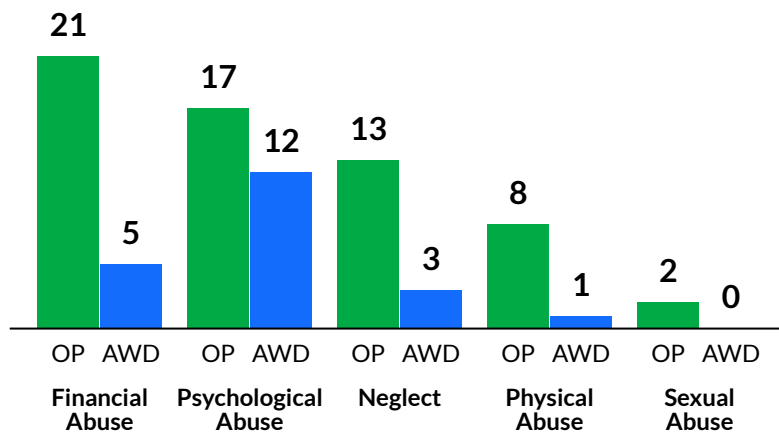
Reports about adults with disability most commonly involved a parent* as the subject of allegation



64% of reports about older people involved family members, mainly adult children followed by a paid staff member,* as the subject of allegation.



The most commonly reported types of abuse towards older people (OP) were theft, failure to meet support needs and financial exploitation**



The most commonly reported types of abuse towards adults with disability (AWD) were verbal abuse, 'other' forms of psychological abuse, restricting access to supports/services and theft**

What else do we know about the Gunnedah community?

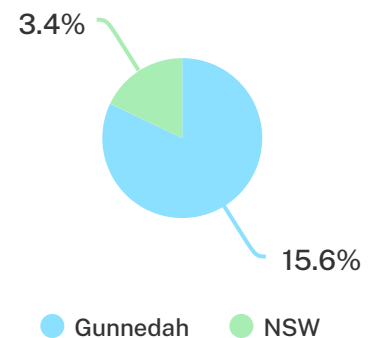
19%

of the population are over the age of 65₁



15.6%

of the population identified as Aboriginal or Torres Strait Islander (ATSI)₁



69%

of all households are family households 28% are single person households and 3% are group households₂




5%

of households speak a language other than English₂



Tagalog, Mandarin and Afrikaans are some of the languages other than English spoken at home₂



¹ The ADC classifies abuse into 5 broad categories, with a list of signs to indicate the type of alleged abuse reported.

¹ 2021 Census data by LGA (QuickStats)

² 2021 Census QuickStats, where group household refers to unrelated flatmate or co-tenancy arrangements.