

Dubbo

62*
reports

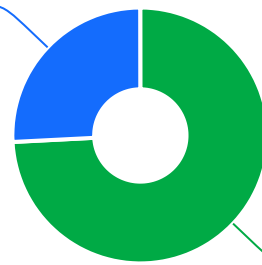


The Ageing & Disability Commission (ADC) received 62 reports of alleged abuse, neglect or exploitation of an older person or adult with disability from Dubbo in 2020-2022*.

74%

of reports received in this LGA related to an older person*

16 reports



46 reports

● Older person ● Adult with disability

Of reports relating to adults with disability*

75%

were female



Of reports relating to older people*

57%

were female



69% of reports about adults with disability were made by a paid worker^



35% of reports about older people came from a paid worker^

26% of reports came from the child of the older person

13% of reports came from the older person experiencing abuse



10

reports were about an adult who identified as Aboriginal or Torres Strait Islander~



0

reports involved an adult who spoke a language other than English at home

今日は!

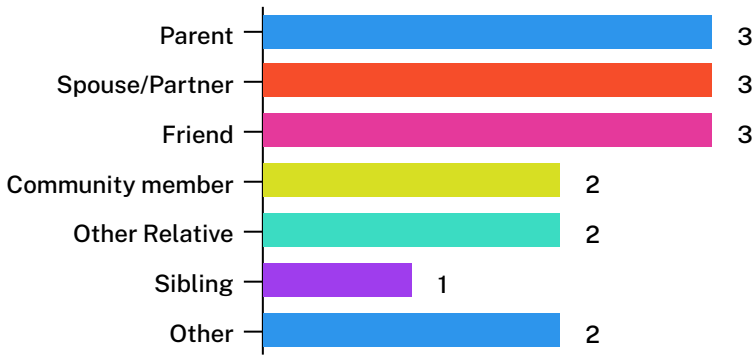


* Information taken from the Ageing & Disability Commission data on reports received between 1 January 2020 - 31 December 2022 where the location of the adult identified in the report was known.


^A paid worker is defined as a formal paid support worker, for example an NDIS support worker or CHSP provider.

~ People who identify as Aboriginal or Torres Strait Islander and who are over 18 with disability, or an older person 50+

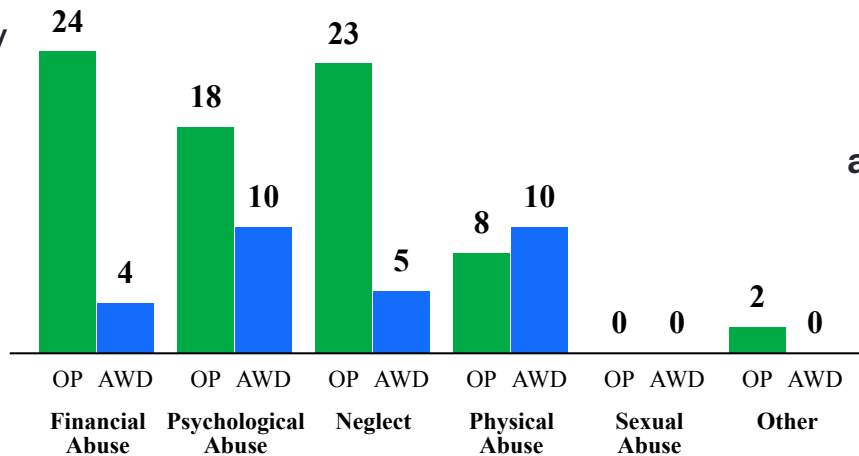
Reports about adults with disability most commonly involved a parent, spouse or friend* as the subject of allegation



67% of reports about older people involved family members, mainly adult children, followed by the adult's spouse or partner,* as the subject of allegation



The most commonly reported types of abuse towards older people (OP) were **verbal abuse**, **failure to meet support needs** and **financial exploitation**



The most commonly reported types of abuse towards adults with disability (AWD) were **verbal abuse**, **threatening to harm the adult**, and **kicking/punching the adult**

What else do we know about the Dubbo community?

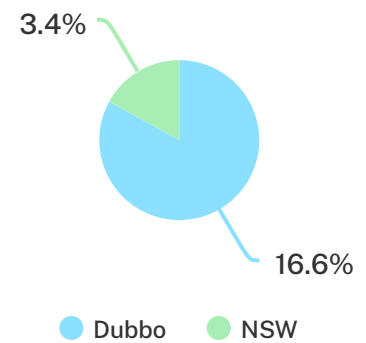
19%

of the population are over the age of 65₁



16.6%

of the population identified as Aboriginal or Torres Strait Islander (ATSI)₁



69% of all households are family households **28%** are single person households and **3%** are group households₂

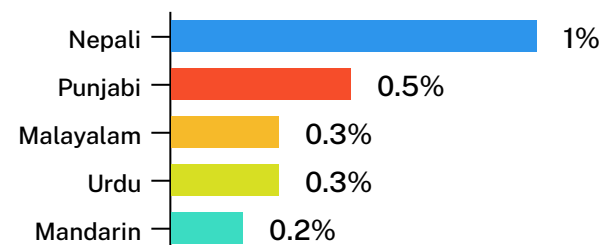


8%

of households speak a language other than English₂



Nepali is the most common language other than English spoken at home₂



¹ The ADC classifies abuse into 5 broad categories, with a list of signs to indicate the type of alleged abuse reported.

² 2021 Census data by LGA (QuickStats).

² 2021 Census QuickStats, where group household refers to unrelated flatmate or co-tenancy arrangements.