

# Cumberland

218\*  
reports

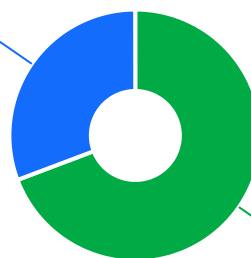


The Ageing & Disability Commission (ADC) received 218 reports of alleged abuse, neglect and exploitation of an older person or adult with disability from Cumberland in 2020-2022\*.

69%

of reports received in this LGA related to an older person.\*

67 reports




151 reports

● Older person ● Adult with disability

Of reports relating to adults with disability\*

60%

were female



Of reports relating to older people\*

68%

were female



72% of reports about adults with disability were by a paid worker^



32% of reports about older people came from a paid worker^

22% of reports came from the child of the older person

19% of reports came from the older person experiencing abuse



6

reports were about an adult who identified as Aboriginal or Torres Strait Islander~



32

reports involved an adult who spoke a language other than English at home with Arabic being the most common language spoken

今日は!

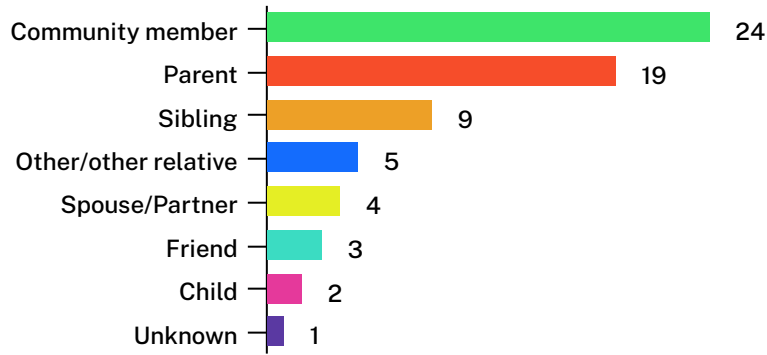


\* Information taken from the Ageing & Disability Commission data on reports received between 1 January 2020 - 31 December 2022 where the location of the adult identified in the report was known.


^A paid worker is defined as a formal paid support worker, for example an NDIS support worker or CHSP provider.

~ People who identify as Aboriginal or Torres Strait Islander and who are over 18 with disability, or an older person 50+

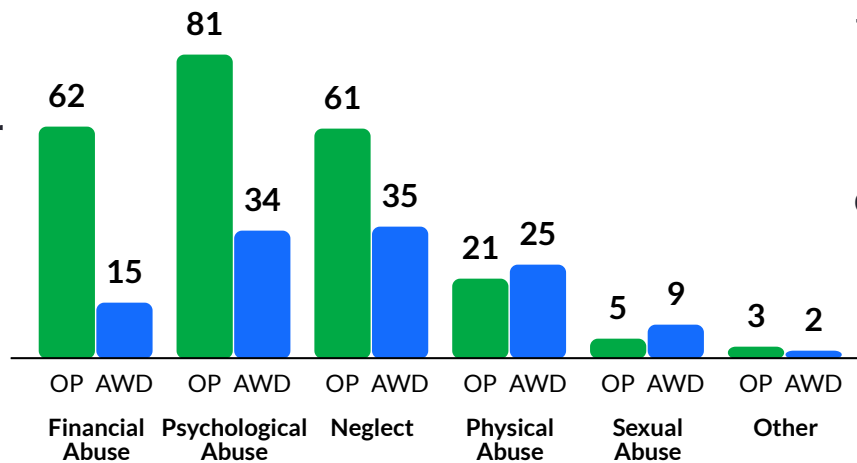
Reports about the abuse of adults with disability most commonly involved a **community member\*** as the subject of allegation



**56%** of reports about older people involved family members, **mainly adult children** followed by community members,\* as the subject of allegation



The most commonly reported type of abuse towards **older people (OP)** was **verbal abuse, failure to meet support needs and financial exploitation\***



The most commonly reported type of abuse towards **adults with disability (AWD)** was **failure to meet support needs, verbal abuse and failure to meet medical care\*`**

## What else do we know about the Cumberland community?

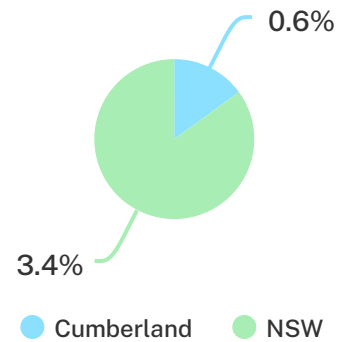
**12%**

of the population are over the age of 65.



**0.6%**

of the population identified as Aboriginal or Torres Strait Islander (ATSI)<sup>1</sup>



**75%**

of all households are family households 20% are single person households and 6% are group households<sup>2</sup>

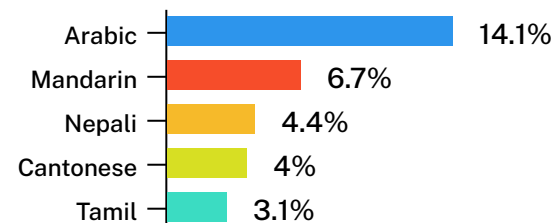


**74%**

of households speak a language other than English<sup>2</sup>



**Arabic** is the most common language other than English spoken at home<sup>2</sup>



<sup>1</sup> The ADC classifies abuse into 5 broad categories, with a list of signs to indicate the type of alleged abuse reported.

<sup>2</sup> 2021 Census data by LGA (QuickStats).

<sup>2</sup> 2021 Census QuickStats, where group household refers to unrelated flatmate or co-tenancy arrangements.