

Coffs Harbour

58*
reports

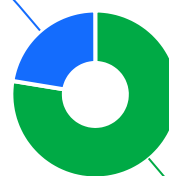


The Ageing & Disability Commission (ADC) received **58** reports of alleged abuse, neglect and exploitation of an older person or adult with disability from **Coffs Harbour** in 2020-2022*.

78%

of reports received in this LGA related to an older person*

13 reports



45 reports

● Older person ● Adult with disability

Of reports relating to **adults with disability***



54%

were male

Of reports relating to **older people***



62%

were female

62% of reports about **adults with disability** were made by a **paid worker**^



33% of reports about **older people** came from their **adult child**

24% of reports about **older people** came from a **paid worker**^

13% of reports came from the **older person** experiencing abuse



3

reports were about an adult who identified as **Aboriginal or Torres Strait Islander**~



2

reports involved an adult who spoke a language other than English at home

今日は!

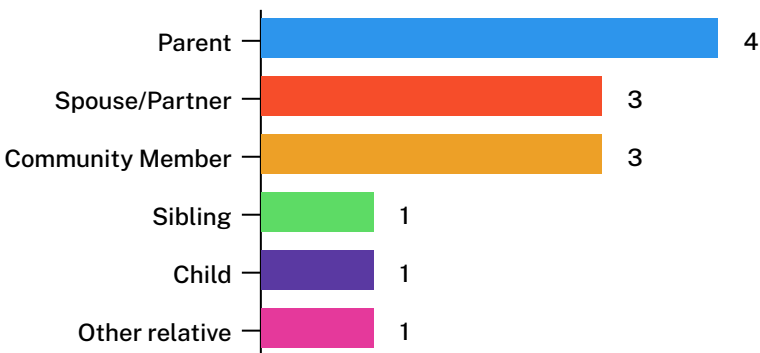


* Information taken from the Ageing & Disability Commission data on reports received between 1 January 2020 - 31 December 2022 where the location of the adult identified in the report was known.


^ A paid worker is defined as a formal paid support worker, for example an NDIS support worker or CHSP provider.

~ People who identify as Aboriginal or Torres Strait Islander and who are over 18 with disability, or an older person 50+

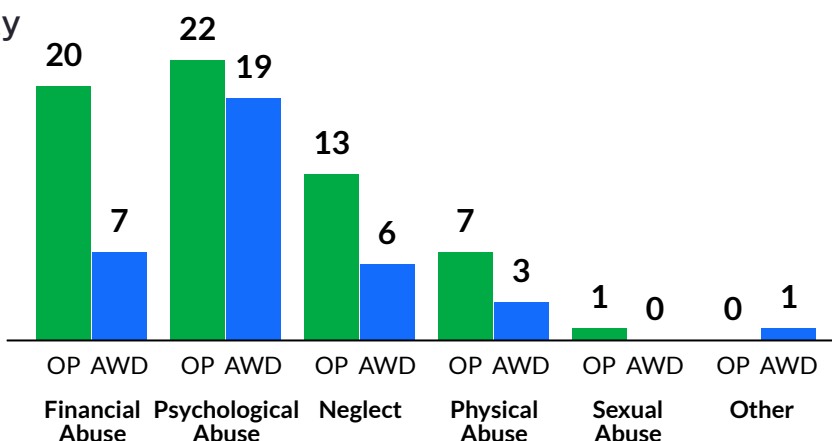
Reports about adults with disability most commonly involved a parent* as the subject of allegation



53% of reports about older people involved family members, mainly adult children followed by their spouse or partner,* as the subject of allegation



The most commonly reported types of abuse towards older people (OP) were verbal abuse, financial exploitation and failure to meet support needs*



The most commonly reported types of abuse towards adults with disability (AWD) were 'other' psychological abuse, verbal abuse, and making excessive or degrading demands*

What else do we know about the Coffs Harbour community?

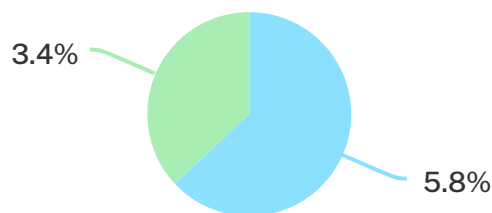
23%

of the population are over the age of 65₁



5.8%

of the population identified as Aboriginal or Torres Strait Islander (ATSI)₁



● Coffs Harbour ● NSW

69%

of all households are family households 28% are single person households and 4% are group households₂

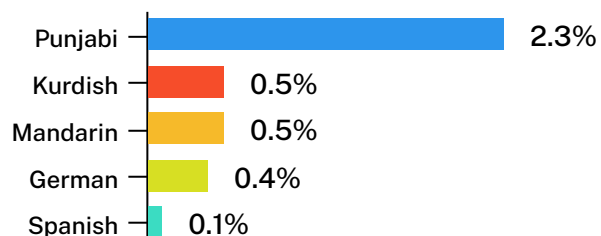


10%

of households speak a language other than English₂



Punjabi is the most common language other than English spoken at home₂



¹ The ADC classifies abuse into 5 broad categories, with a list of signs to indicate the type of alleged abuse reported.
² 2021 Census data by LGA (QuickStats)
² 2021 Census QuickStats, where group household refers to unrelated flatmate or co-tenancy arrangements.