

# Clarence Valley

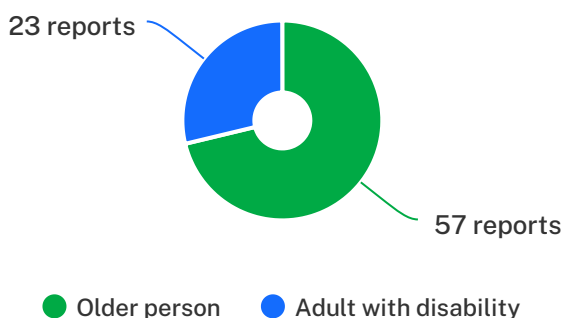
**80\***  
reports



The Ageing & Disability Commission (ADC) received **80** reports of alleged abuse, neglect and exploitation of an older person or adult with disability from Clarence Valley in 2020-2022\*.

**71%**

of reports received in this LGA related to an older person\*



Of reports relating to **adults with disability**\*

**61%**

were male



Of reports relating to **older people**\*

**60%**

were female



**57%** of reports about **adults with disability** were made by a **paid worker**^



**33%** of reports about **older people** came from a **paid worker**^

**25%** of reports about **older people** came from their **adult child**

**14%** of reports came from the **older person** experiencing abuse



**3**

reports were about an adult who identified as **Aboriginal** or **Torres Strait Islander**~



**0**

reports involved an adult who spoke a language other than English at home

今日は!

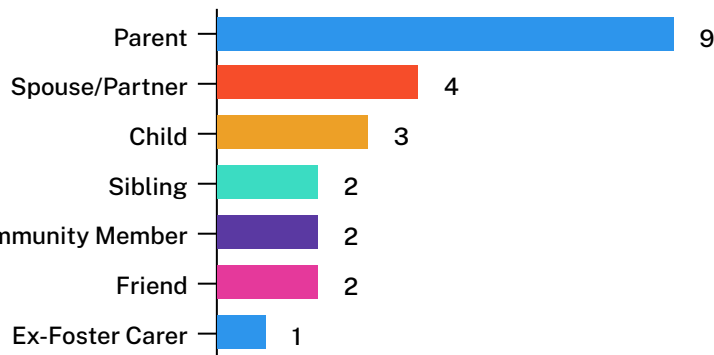


\* Information taken from the Ageing & Disability Commission data on reports received between 1 January 2020 - 31 December 2022 where the location of the adult identified in the report was known.


^A paid worker is defined as a formal paid support worker, for example an NDIS support worker or CHSP provider.

~ People who identify as Aboriginal or Torres Strait Islander and who are over 18 with disability, or an older person 50+

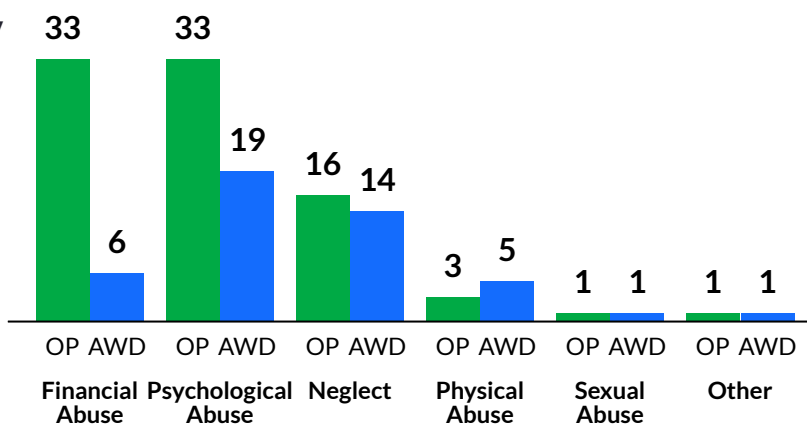
Reports about adults with disability most commonly involved a parent\* as the subject of allegation



**56%** of reports about older people involved family members, mainly adult children followed by a member of the community,\* as the subject of allegation



The most commonly reported types of abuse towards older people (OP) were **restricting access to family/others, verbal abuse and theft\***



The most commonly reported types of abuse towards adults with disability (AWD) were **verbal abuse, failure to meet support needs and 'other' psychological abuse\***

## What else do we know about the Clarence Valley community?

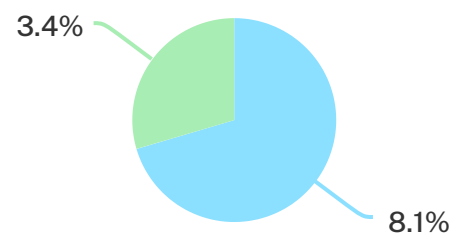
**27%**

of the population are over the age of 65<sub>1</sub>



**8%**

of the population identified as Aboriginal or Torres Strait Islander (ATSI)<sub>1</sub>



Clarence Valley NSW

**68%**

of all households are family households **29%** are single person households and **3%** are group households<sub>2</sub>

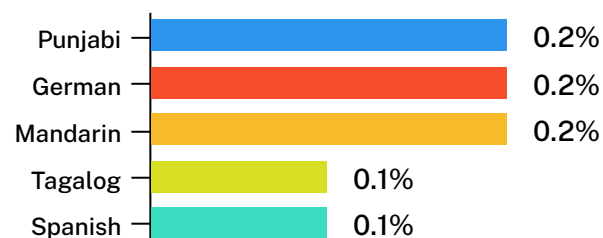


**4%**

of households speak a language other than English<sub>2</sub>



**Punjabi, German and Mandarin** some of the languages other than English spoken at home<sub>2</sub>



<sup>1</sup> The ADC classifies abuse into 5 broad categories, with a list of signs to indicate the type of alleged abuse reported.

<sup>2</sup> 2021 Census data by LGA (QuickStats)

<sup>2</sup> 2021 Census QuickStats, where group household refers to unrelated flatmate or co-tenancy arrangements.