

City of Sydney

134*
reports

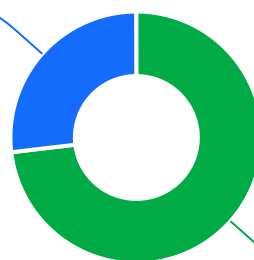


The Ageing & Disability Commission (ADC) received **134** reports of alleged abuse, neglect or exploitation of an older person or adult with disability from the **City of Sydney** in 2020-2022*.

73%

of reports received in this LGA related to an older person*

36 reports



98 reports

● Older person ● Adult with disability

Of reports relating to adults with disability*

56%

were male



Of reports relating to older people*

54%

were female



50% of reports about adults with disability were made by a paid worker^



32% of reports about older people came from a paid worker^

19% of reports came from the older person experiencing abuse

10% of reports came from the child of the older person



13

reports were about an adult who identified as **Aboriginal or Torres Strait Islander**~



18

reports involved an adult who spoke a language other than English at home with **Russian and Serbian*** the most common languages reported

今日は!

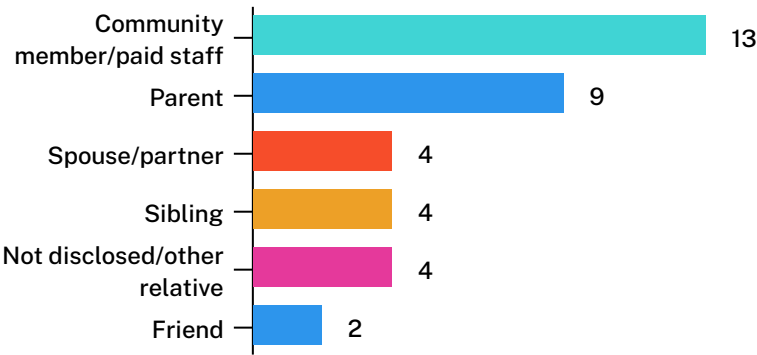


* Information taken from the Ageing & Disability Commission data on reports received between 1 January 2020 - 31 December 2022 where the location of the adult identified in the report was known.


^A paid worker is defined as a formal paid support worker, for example an NDIS support worker or CHSP provider.

~ People who identify as Aboriginal or Torres Strait Islander and who are over 18 with disability, or an older person 50+

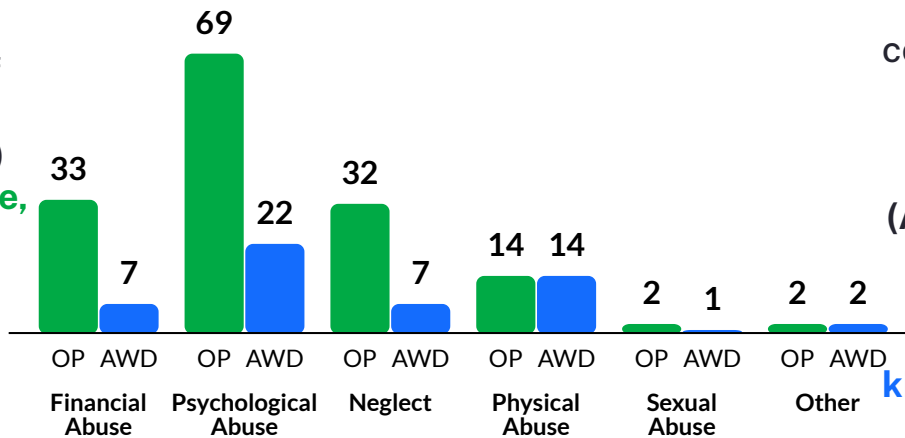
Reports about adults with disability most commonly involved a community member or paid staff* as the subject of allegation



44% of reports about older people involved family members, mainly adult children followed by the adult's neighbour,* as the subject of allegation



The most commonly reported types of abuse towards older people (OP) were verbal abuse, failure to meet support needs and other psychological abuse*`



The most commonly reported types of abuse towards adults with disability (AWD) were verbal abuse, other psychological abuse and kicking/punching*`

What else do we know about the City of Sydney community?

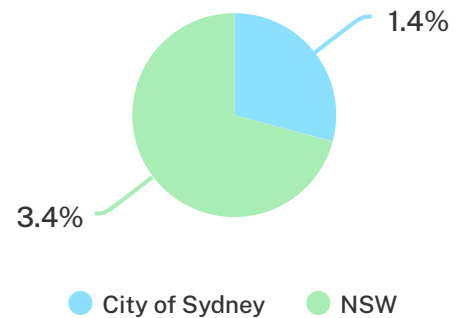
10%

of the population are over the age of 65.



1.4%

of the population identified as Aboriginal or Torres Strait Islander (ATSI).`



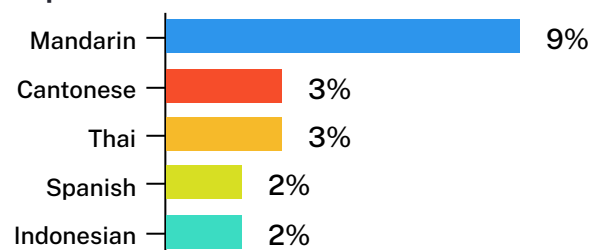
47% of all households are family households 41% are single person households and 12% are group households`2



34% of households speak a language other than English`2



Mandarin is the most common language other than English spoken at home`2



` The ADC classifies abuse into 5 broad categories, with a list of signs to indicate the type of alleged abuse reported.
 1 2021 Census data by LGA (QuickStats).
 2 2021 Census QuickStats, where group household refers to unrelated flatmate or co-tenancy arrangements.