

Cessnock

140*
reports

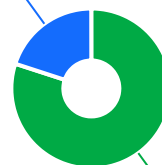


The Ageing & Disability Commission (ADC) received 140 reports of alleged abuse, neglect or exploitation of an older person or adult with disability from Cessnock in 2020-2022*.

69%

of reports received in this LGA related to an older person*

24 reports



96 reports

● Older person ● Adult with disability

Of reports relating to adults with disability*

45%

were female



Of reports relating to older people*

77%

were female



82% of reports about adults with disability were made by a paid worker^



36% of reports about older people came from a paid worker^

21% of reports about older people came from their adult child

19% of reports came from the older person experiencing abuse



6

reports were about an adult who identified as Aboriginal or Torres Strait Islander~



5

reports involved an adult who spoke a language other than English at home, with Portuguese the most commonly reported language

今日は!

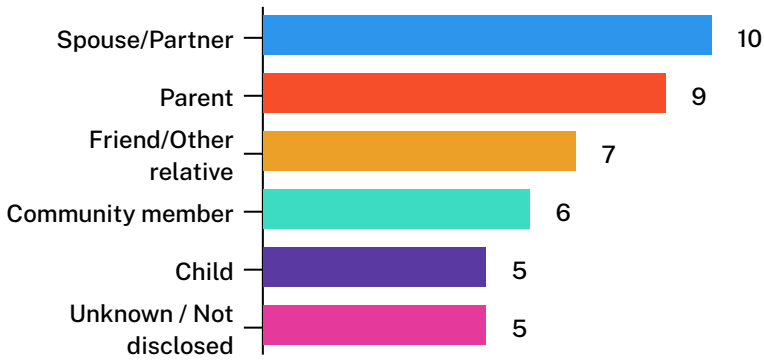


* Information taken from the Ageing & Disability Commission data on reports received between 1 January 2020 - 31 December 2022 where the location of the adult identified in the report was known.


^A paid worker is defined as a formal paid support worker, for example an NDIS support worker or CHSP provider.

~ People who identify as Aboriginal or Torres Strait Islander and who are over 18 with disability, or an older person 50+

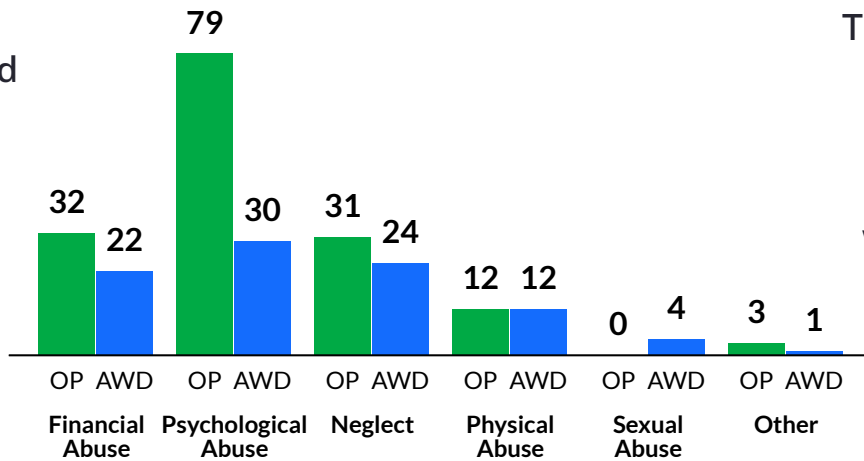
Reports about adults with disability most commonly involved a spouse or partner* as the subject of allegation



69% of reports about older people involved family members, mainly adult children followed by the adult's spouse or partner,* as the subject of allegation



The most commonly reported types of abuse towards older people (OP) were verbal abuse, financial exploitation and failure to meet support needs*



The most commonly reported types of abuse towards adults with disability (AWD) were verbal abuse, financial exploitation and failure to meet support needs*

What else do we know about the Cessnock community?

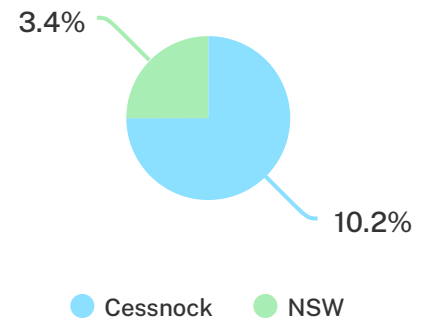
17%

of the population are over the age of 65₁



10%

of the population identified as Aboriginal or Torres Strait Islander (ATSI)₁



73%

of all households are family households 24% are single person households and 3% are group households₂

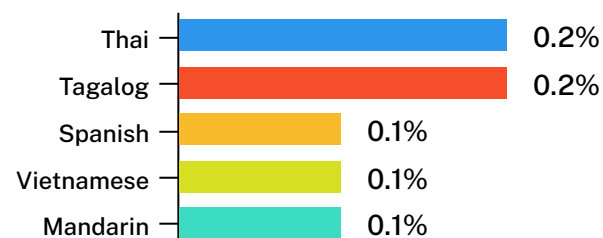


4%

of households speak a language other than English₂



Thai and Tagalog are languages other than English spoken at home₂



¹ The ADC classifies abuse into 5 broad categories, with a list of signs to indicate the type of alleged abuse reported.

² 2021 Census data by LGA (QuickStats).

² 2021 Census QuickStats, where group household refers to unrelated flatmate or co-tenancy arrangements.