

Campbelltown

231*
reports

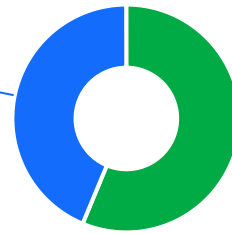


The Ageing & Disability Commission (ADC) received **231** reports of alleged abuse, neglect or exploitation of an older person or adult with disability from Campbelltown in 2020-2022*.

56%

of reports received in this LGA related to an older person.*

101 reports




130 reports

● Older person ● Adult with disability

Of reports relating to adults with disability*

61%

were female



Of reports relating to older people*

68%

were female



79% of reports about adults with disability were made by a paid worker^



41% of reports about older people came from a paid worker^

17% of reports came from the child of the older person

14% of reports came from the older person experiencing abuse



6

reports were about an adult who identified as **Aboriginal or Torres Strait Islander**~



11

reports involved an adult who spoke a language other than English at home with **Spanish*** the most common language reported

今日は!

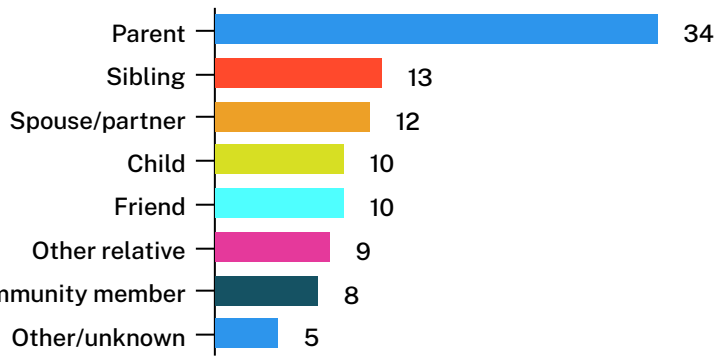


* Information taken from the Ageing & Disability Commission data on reports received between 1 January 2020 - 31 December 2022 where the location of the adult identified in the report was known.


^A paid worker is defined as a formal paid support worker, for example an NDIS support worker or CHSP provider.

~ People who identify as Aboriginal or Torres Strait Islander and who are over 18 with disability, or an older person 50+

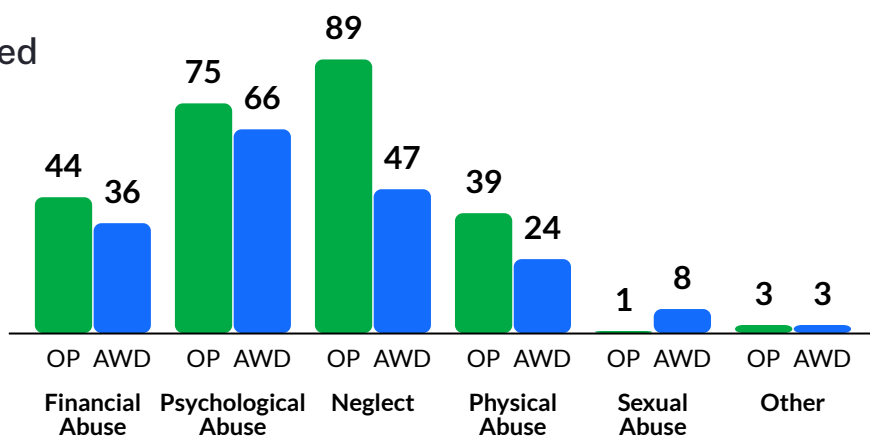
Reports about adults with disability most commonly involved a parent* as the subject of allegation



72% of report about older people involved family members, mainly adult children followed by the adult's spouse or partner,* as the subject of allegation



The most commonly reported types of abuse towards older people (OP) were **failure to meet support needs, verbal abuse and theft***`



The most commonly reported types of abuse towards adults with disability (AWD) were **verbal abuse, failure to meet support needs and kicking/punching***`

What else do we know about the Campbelltown community?

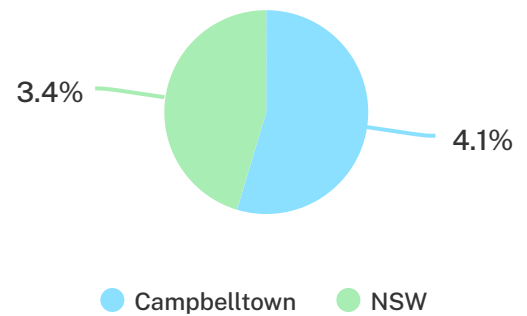
13%

of the population are over the age of 65.



4.1%

of the population identified as Aboriginal or Torres Strait Islander (ATSI),



78% of all households are

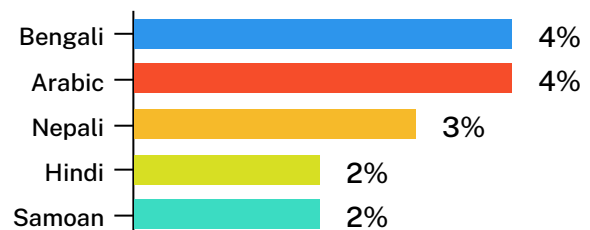
family households **20%** are single person households and **2%** are group households²



40% of households speak a language other than English²



Bengali and Arabic are the most common languages other than English spoken at home²



* The ADC classifies abuse into 5 broad categories, with a list of signs to indicate the type of alleged abuse reported.
¹ 2021 Census data by LGA (QuickStats)

² 2021 Census QuickStats, where group household refers to unrelated flatmate or co-tenancy arrangements.