

Camden

80*
reports

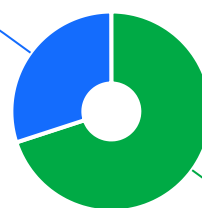


The Ageing & Disability Commission (ADC) received 80 reports of alleged abuse, neglect and exploitation of an older person or adult with disability from Camden in 2020-2022*.

70%

of reports received in this LGA related to an older person.*

24 reports



56 reports

● Older person ● Adult with disability

Of reports relating to adults with disability*

54%

were female



Of reports relating to older people*

66%

were female



71% of reports about adults with disability were made by a paid worker^



43% of reports about older people came from their adult child

16% of reports about older people came from a paid worker^

14% of reports came from the older person experiencing abuse



0

reports were about an adult who identified as Aboriginal or Torres Strait Islander~



14

reports involved an adult who spoke a language other than English at home, with German, Arabic and Italian the most commonly reported languages

今日は!

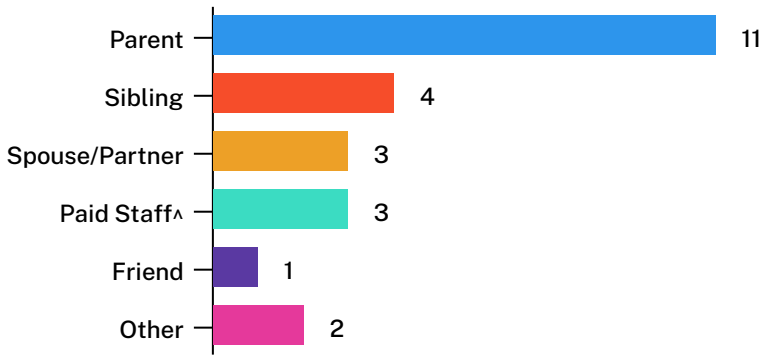


* Information taken from the Ageing & Disability Commission data on reports received between 1 January 2020 - 31 December 2022 where the location of the adult identified in the report was known.


^A paid worker is defined as a formal paid support worker, for example an NDIS support worker or CHSP provider.

~ People who identify as Aboriginal or Torres Strait Islander and who are over 18 with disability, or an older person 50+

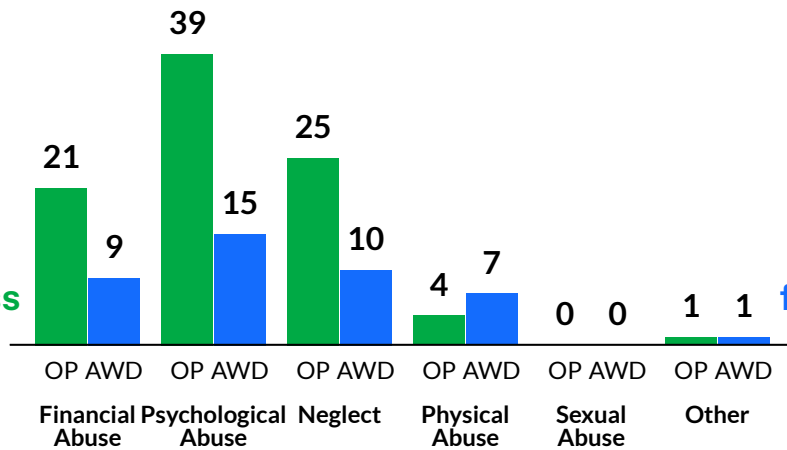
Reports about adults with disability most commonly involved a parent* as the subject of allegation.



59% of reports about older people involved family members, mainly adult children followed by the adult's spouse or partner,* as the subject of allegation.



The most commonly reported types of abuse towards older people (OP) were verbal abuse, failure to meet support needs and restricting access to supports/services and family/others.*



The most commonly reported types of abuse towards adults with disability (AWD) were restricting access to supports/services, failure to meet support needs and financial exploitation.*

What else do we know about the Camden community?

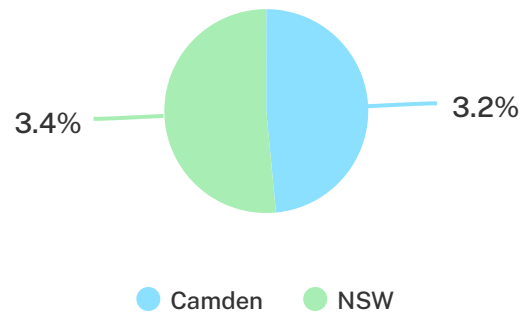
10%

of the population are over the age of 65₁



3%

of the population identified as Aboriginal or Torres Strait Islander (ATSI)₁



85%

of all households are family households 14% are single person households and 2% are group households₂

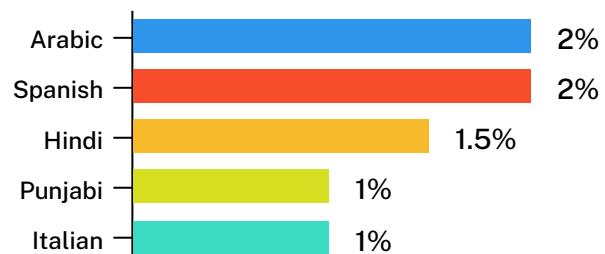


28%

of households speak a language other than English₂



Arabic and Spanish are the most common languages other than English spoken at home₂



¹ The ADC classifies abuse into 5 broad categories, with a list of signs to indicate the type of alleged abuse reported.

² 2021 Census data by LGA (QuickStats)

² 2021 Census QuickStats, where group household refers to unrelated flatmate or co-tenancy arrangements.