

Blue Mountains

125*
reports

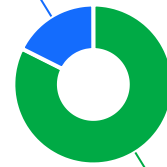


The Ageing & Disability Commission (ADC) received **125** reports of alleged abuse, neglect or exploitation of an older person or adult with disability from **Blue Mountains** in 2020 - 2022*.

82%

of reports received in this LGA related to an older person*

22 reports



103 reports

● Older person ● Adult with disability

Of reports relating to **adults with disability***

77%

were female




Of reports relating to **older people***

63%

were female




68% of reports about **adults with disability** were by a **paid worker**^



33% of reports came from the **older person** experiencing abuse

25% of reports about **older people** came from a **paid worker**^

24% of reports came from the **child** of the older person



3

reports were about an adult who identified as **Aboriginal or Torres Strait Islander**~



0

reports involved an adult who spoke a language other than English at home

今日は!

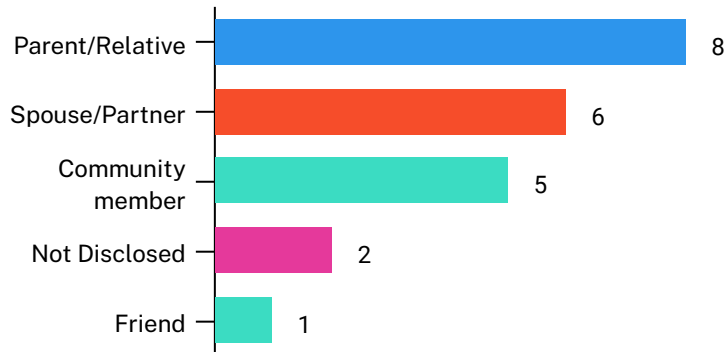


* Information taken from the Ageing & Disability Commission data on reports received between 1 January 2020 - 31 December 2022 where the location of the adult identified in the report was known.


^ A paid worker is defined as a formal paid support worker, for example an NDIS support worker or CHSP provider.

~ People who identify as Aboriginal or Torres Strait Islander and who are over 18 with disability, or an older person 50+

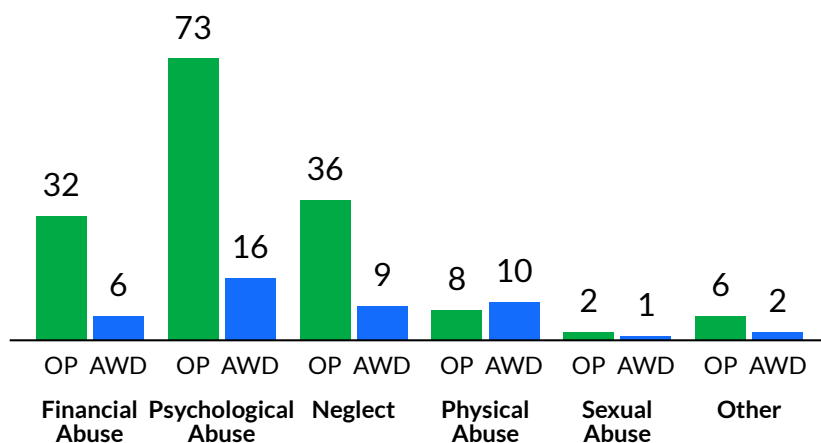
Reports about adults with disability most commonly involved a relative or parent* as the subject of allegation



50% of reports about older people involved family members, mainly adult children followed by the adult's spouse or partner,* as the subject of allegation



The most commonly reported type of abuse towards older people (OP) were verbal abuse, failure to meet support needs and financial exploitation*^



The most commonly reported type of abuse towards adults with disability (AWD) were verbal abuse, failure to meet support needs and neglect of medical care*^

What else do we know about the Blue Mountains community?

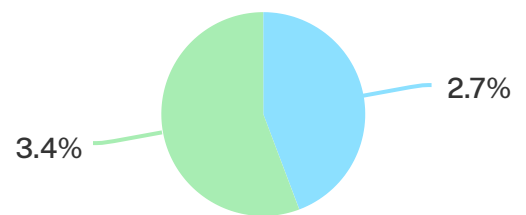
23%

of the population are over the age of 65.



2.7%

of the population identified as Aboriginal or Torres Strait Islander (ATSI)



● Blue Mountains ● NSW

71%

of all households are family households 27% are single person households and 3% are group households²

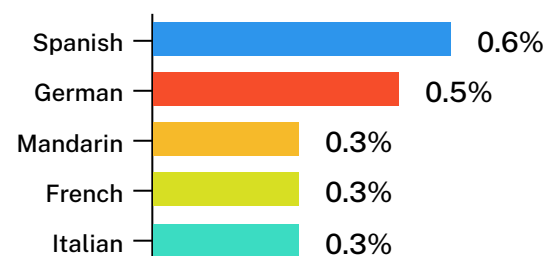


9%

of households speak a language other than English²



Spanish is one of the languages other than English spoken at home²



[^] The ADC classifies abuse into 5 broad categories, with a list of signs to indicate the type of alleged abuse reported.

¹ 2021 Census data by LGA (QuickStats)

² 2021 Census QuickStats, where group household refers to unrelated flatmate or co-tenancy arrangements.