

Blacktown

387*
reports

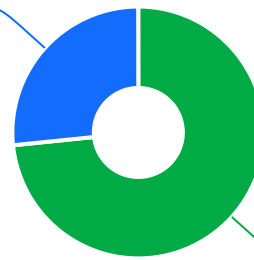


The Ageing & Disability Commission (ADC) received 387 reports of alleged abuse, neglect or exploitation of an older person or adult with disability from Blacktown in 2020-2022*.

73%

of reports received in this LGA related to an older person*

103 reports



284 reports

● Older person ● Adult with disability

Of reports relating to adults with disability*



51%

were female


Of reports relating to older people*

71%

were female



60% of reports about adults with disability were made by a paid worker^



32% of reports about older people came from a paid worker^

25% of reports came from the child of the older person

18% of reports came from the older person experiencing abuse



11

reports were about an adult who identified as Aboriginal or Torres Strait Islander~



66

reports involved an adult who spoke a language other than English at home with Greek and Portuguese* the most common languages reported

今日は!

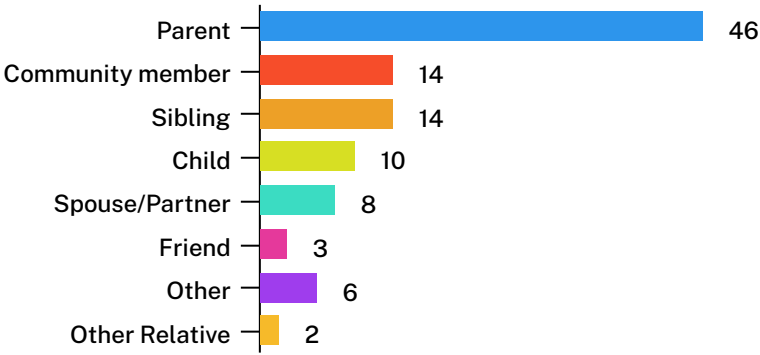


* Information taken from the Ageing & Disability Commission data on reports received between 1 January 2020 - 31 December 2022 where the location of the adult identified in the report was known.


^A paid worker is defined as a formal paid support worker, for example an NDIS support worker or CHSP provider.

~ People who identify as Aboriginal or Torres Strait Islander and who are over 18 with disability, or an older person 50+

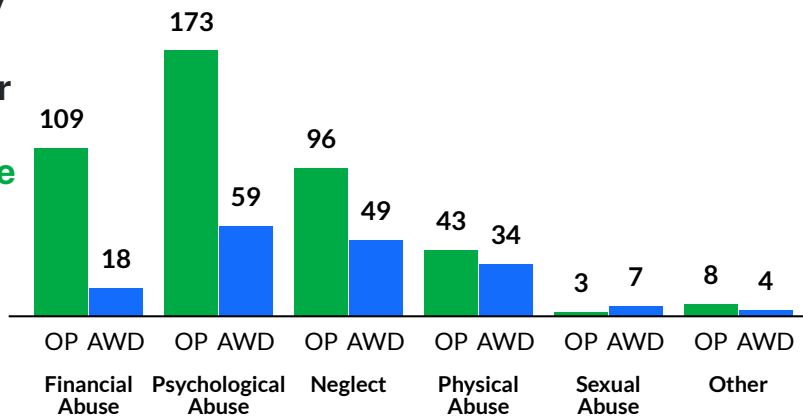
Reports about adults with disability most commonly involved a parent* as the subject of allegation



67% of reports about older people involved family members, mainly adult children followed by the adult's spouse or partner* as the subject of allegation



The most commonly reported types of abuse towards older people (OP) were verbal abuse, failure to meet support needs and financial exploitation*



The most commonly reported types of abuse towards adults with disability (AWD) were failure to meet support needs, verbal abuse and restricting access to supports/services*

What else do we know about the Blacktown community?

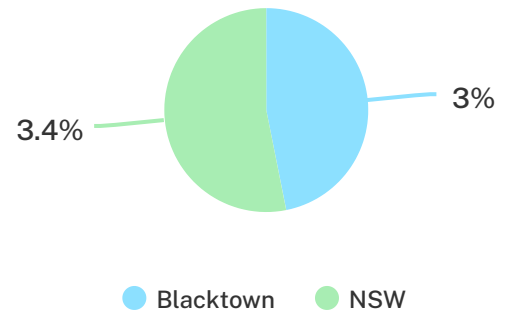
11%

of the population are over the age of 65₁



3%

of the population identified as Aboriginal or Torres Strait Islander (ATSI)₁



82%

of all households are family households 16% are single person households and 3% are group households₂

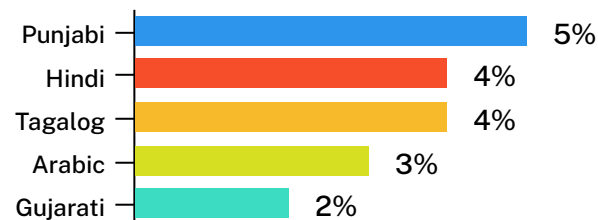


53%

of households speak a language other than English₂



Punjabi is the most language other than English spoken at home₂



¹ The ADC classifies abuse into 5 broad categories, with a list of signs to indicate the type of alleged abuse reported.

² 2021 Census data by LGA (QuickStats).

² 2021 Census QuickStats, where group household refers to unrelated flatmate or co-tenancy arrangements.