

Bega Valley

58*
reports

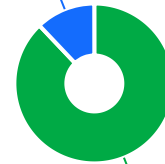


The Ageing & Disability Commission (ADC) received **58** reports of alleged abuse, neglect or exploitation of an older person or adult with disability from Bega Valley in 2020-2022*.

88%

of reports received in this LGA related to an older person*

7 reports



51 reports

● Older person ● Adult with disability

Of reports relating to **adults with disability***

71%

were female



Of reports relating to **older people***

53%

were female



43% of reports about **adults with disability** were made by a **paid worker**^



35% of reports about **older people** came from their **adult child**

25% of reports about **older people** came from a **paid worker**^

14% of reports came from the **older person** experiencing abuse



9

reports were about an adult who identified as **Aboriginal or Torres Strait Islander**~



1

report involved an adult who spoke a language other than English at home

今日は!

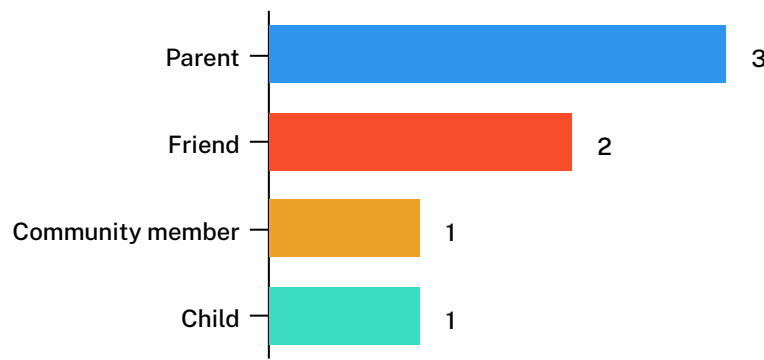


* Information taken from the Ageing & Disability Commission data on reports received between 1 January 2020 - 31 December 2022 where the location of the adult identified in the report was known.


^A paid worker is defined as a formal paid support worker, for example an NDIS support worker or CHSP provider.

~ People who identify as Aboriginal or Torres Strait Islander and who are over 18 with disability, or an older person 50+

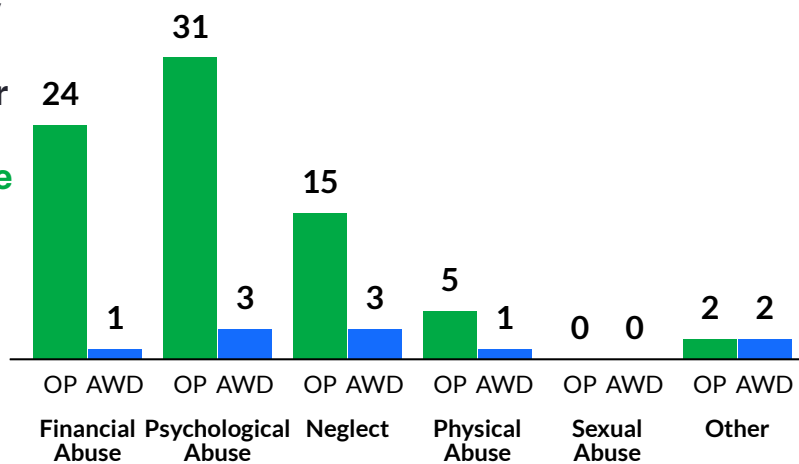
Reports about adults with disability most commonly involved a parent* as the subject of allegation



75% of reports about older people involved family members, mainly adult children followed by the adult's spouse or partner,* as the subject of allegation



The most commonly reported types of abuse towards older people (OP) were verbal abuse, failure to meet support needs and other forms of psychological abuse*



The most commonly reported types of abuse towards adults with disability (AWD) were failure to meet support needs, verbal abuse and 'other' forms of abuse*

What else do we know about the Bega Valley community?

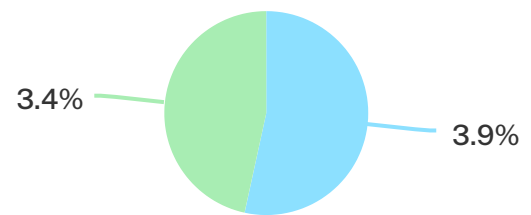
29%

of the population are over the age of 65₁



3.9%

of the population identified as Aboriginal or Torres Strait Islander (ATSI)₁



● Bega Valley ● NSW

67%

of all households are family households 31% are single person households and 3% are group households₂

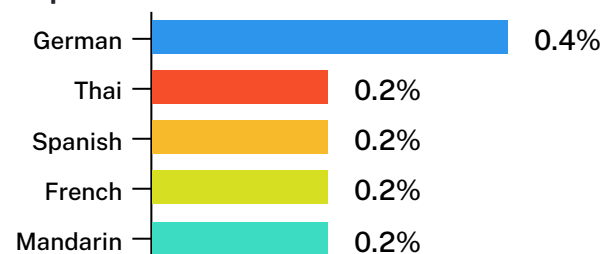


5%

of households speak a language other than English₂



German is the most common language other than English spoken at home₂



¹ The ADC classifies abuse into 5 broad categories, with a list of signs to indicate the type of alleged abuse reported.

¹ 2021 Census data by LGA (QuickStats).

² 2021 Census QuickStats, where group household refers to unrelated flatmate or co-tenancy arrangements.