

Bayside

166*
reports

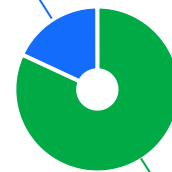


The Ageing & Disability Commission (ADC) received 166 reports of alleged abuse, neglect or exploitation of an older person or adult with disability from Bayside in 2020-2022*.

82%

of reports received in this LGA related to an older person*

30 reports



136 reports

● Older person ● Adult with disability

Of reports relating to adults with disability*

57%

were female



Of reports relating to older people*

65%

were female



43% of reports about adults with disability were made by a paid worker^



35% of reports about older people came from a paid worker^

17% of reports came from the child of the older person

11% of reports came from the older person experiencing abuse



5

reports were about an adult who identified as Aboriginal or Torres Strait Islander~



29

reports involved an adult who spoke a language other than English at home, with Greek the most commonly reported language

今日は!

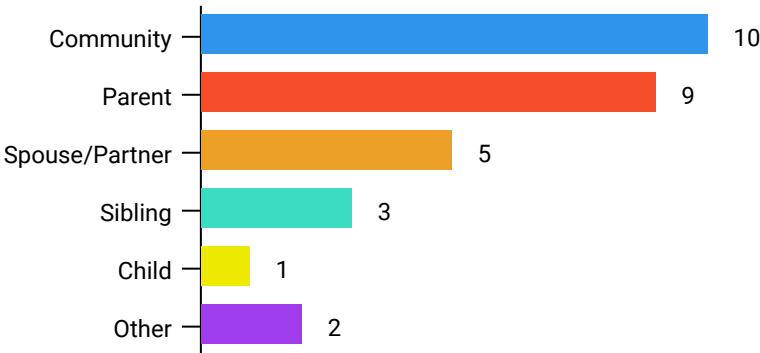


* Information taken from the Ageing & Disability Commission data on reports received between 1 January 2020 - 31 December 2022 where the location of the adult identified in the report was known.


^A paid worker is defined as a formal paid support worker, for example an NDIS support worker or CHSP provider.

~ People who identify as Aboriginal or Torres Strait Islander and who are over 18 with disability, or an older person 50+

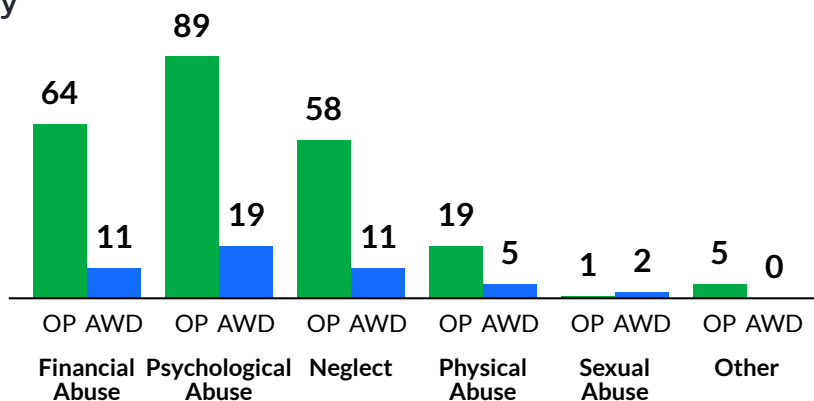
Reports about adults with disability most commonly involved a member of the community* as the subject of allegation



64% of reports about older people involved family members, mainly adult children,* as the subject of allegation



The most commonly reported types of abuse towards older people (OP) were verbal abuse, failure to meet support needs and financial exploitation*



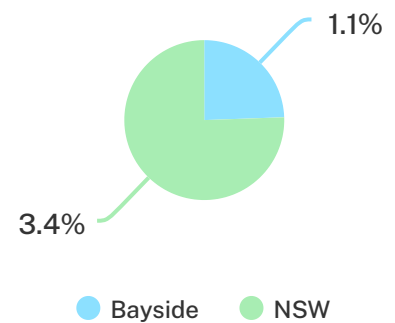
The most commonly reported types of abuse towards adults with disability (AWD) were verbal abuse, failure to meet support needs and restricting access to supports/ services*

What else do we know about the Bayside community?

15% of the population are over the age of 65₁



1.1% of the population identified as Aboriginal or Torres Strait Islander (ATSI)₁



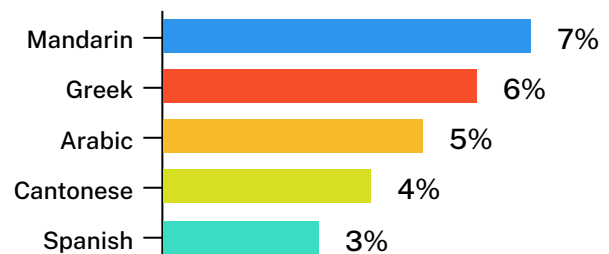
69% of all households are family households **25%** are single person households and **7%** are group households₂



59% of households speak a language other than English₂



Mandarin is the most common language other than English₂



¹ The ADC classifies abuse into 5 broad categories, with a list of signs to indicate the type of alleged abuse reported.
² 2021 Census data by LGA (QuickStats)
² 2021 Census QuickStats, where group household refers to unrelated flatmate or co-tenancy arrangements.